

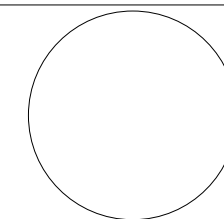


THIRD YEAR I.T. ENGINEERING SEMESTER V (CBSGS - 2012) Examination held in MAY 2018

| Sr. No. | Name of the Student | Seat No. | ITC501 Computer Graphics And Virtual Reality | | | | | | ITC502 Operating Systems | | | | | | ITC503 Microcontrollers And Embedded Systems | | | | | | ITC504 Advanced Database Management Systems | | | | | | ITC505 Open Source Technologies | | | | | | ITC506 Business Communication And Ethics | Outof 800 | | | |
|---------|--------------------------------------|----------|---|-----|-----|-----|-----|--------|-----------------------------|-----|-----|-----|-----|--------|---|-----|-----|----|--------|-----|--|-----|-----|--------|-----|-----|------------------------------------|-----|--------|----|-----|-----|---|-----------|--------|-----|------|
| | | | Maximum | SE | IA | TOT | TW | PR/TOT | Minimum | SE | IA | TOT | TW | PR/TOT | SE | IA | TOT | TW | PR/TOT | SE | IA | TOT | TW | PR/TOT | SE | IA | TOT | TW | PR/TOT | SE | IA | TOT | TW | PR/TOT | Result | EC | ECG |
| 1 | AMARE PRABHANJAN SUNIL NILKANTI | 4501 | Marks Obtained | A | A | 0 | 10+ | 12E | 22 | 37+ | A | 37 | 10+ | 19E | 29 | A | A | 0 | 10+ | 11E | 21 | A | A | 0 | 10+ | 10E | 20 | A | A | 0 | 10+ | 07F | 17 | 21+ | 167 | | |
| | | | Grade | F | F | -- | P | E | P | E | F | -- | P | A | D | F | F | -- | P | P | P | F | F | -- | P | P | P | F | F | -- | P | F | -- | P | F | | |
| | | | Grade Pt. | | | -- | | | 4 | | | -- | | | 6 | | | -- | | | 4 | | | -- | | | 4 | | | -- | | | 4 | | | | |
| | | | Credit Pt. | | | -- | | | 1 | | | -- | | | 1 | | | -- | | | 1 | | | -- | | | 1 | | | -- | | | 2 | 6 | 26 | -- | |
| | | | CP*GP | | | -- | | | 4 | | | -- | | | 6 | | | -- | | | 4 | | | -- | | | 4 | | | -- | | | 8 | | | | |
| 2 | CHAUDHARI CHIRAG LAHU PRAINITA | 4502 | Marks Obtained | 32 | 13+ | 45 | 10+ | 12+ | 22 | 32+ | 08+ | 40 | 10+ | 14+ | 24 | 38+ | 13+ | 51 | 10+ | 10+ | 20 | 33+ | 10+ | 43 | 10+ | 13+ | 23 | 43+ | 09+ | 52 | 10+ | 14+ | 24 | 30+ | 374 | | |
| | | | Grade | P | C | E | P | E | P | P | P | P | P | D | E | E | C | D | P | P | P | P | D | P | P | D | E | D | E | D | P | D | E | C | P | | |
| | | | Grade Pt. | | | 5 | | | 4 | | | 4 | | | 5 | | | 6 | | | 4 | | | 4 | | | 5 | | | 6 | | | 5 | 7 | | | |
| | | | Credit Pt. | | | 4 | | | 1 | | | 4 | | | 1 | | | 4 | | | 1 | | | 4 | | | 1 | | | 3 | | | 1 | 2 | 26 | 131 | 5.04 |
| | | | CP*GP | | | 20 | | | 4 | | | 16 | | | 5 | | | 24 | | | 4 | | | 16 | | | 5 | | | 18 | | | 5 | 14 | | | |
| 3 | KHAN MOHDSHOEB ZAINULABEEDEN ANJUM | 4503 | Marks Obtained | 32+ | 08+ | 40 | 18+ | 20 | 38 | 53+ | 15+ | 68 | 17+ | 16+ | 33 | 35 | 15+ | 50 | 20+ | 20+ | 40 | 44+ | 12+ | 56 | 18+ | 12 | 30 | 54 | 08+ | 62 | 18+ | 15+ | 33 | 31+ | 481 | | |
| | | | Grade | P | P | P | B | O | A | C | A | C | C | C | C | P | A | D | O | O | O | D | C | D | B | E | C | C | P | C | B | C | C | C | P | | |
| | | | Grade Pt. | | | 4 | | | 9 | | | 7 | | | 7 | | | 6 | | | 10 | | | 6 | | | 7 | | | 7 | | | 7 | 7 | | | |
| | | | Credit Pt. | | | 4 | | | 1 | | | 4 | | | 1 | | | 4 | | | 1 | | | 4 | | | 1 | | | 3 | | | 1 | 2 | 26 | 167 | 6.42 |
| | | | CP*GP | | | 16 | | | 9 | | | 28 | | | 7 | | | 24 | | | 10 | | | 24 | | | 7 | | | 21 | | | 7 | 14 | | | |
| 4 | KHAN RIZWAN BANDEHASSAN SHEHRYNNISSA | 4504 | Marks Obtained | 32E | 08E | 40 | 10+ | 10+ | 20 | 40+ | 08+ | 48 | 10+ | 18E | 28 | A | 15E | 15 | 10+ | 14+ | 24 | 36+ | 11+ | 47 | 10+ | 17+ | 27 | 41E | 09+ | 50 | 10+ | 06F | 16 | 33+ | 348 | | |
| | | | Grade | P | P | P | P | P | P | D | P | E | P | B | D | F | A | -- | P | D | E | E | D | E | P | C | D | D | E | D | P | F | -- | C | F | | |
| | | | Grade Pt. | | | 4 | | | 4 | | | 5 | | | 6 | | | -- | | | 5 | | | 5 | | | 6 | | | 6 | | | -- | 7 | | | |
| | | | Credit Pt. | | | 4 | | | 1 | | | 4 | | | 1 | | | -- | | | 1 | | | 4 | | | 1 | | | 3 | | | -- | 2 | 21 | 109 | -- |
| | | | CP*GP | | | 16 | | | 4 | | | 20 | | | 6 | | | -- | | | 5 | | | 20 | | | 6 | | | 18 | | | -- | 14 | | | |
| 5 | MHASDE SANJOG GAUTAM MANGALA | 4506 | Marks Obtained | 33 | 09+ | 42 | 15+ | 15+ | 30 | 32 | 10+ | 42 | 15+ | 15+ | 30 | 32+ | 16+ | 48 | 15+ | 15+ | 30 | 37+ | 11+ | 48 | 17+ | 16+ | 33 | 33+ | 08+ | 41 | 13+ | 14+ | 27 | 22+ | 393 | | |
| | | | Grade | P | E | P | C | C | C | P | D | P | C | C | C | P | O | E | C | C | C | E | D | E | C | C | C | P | P | P | D | D | D | P | P | | |
| | | | Grade Pt. | | | 4 | | | 7 | | | 4 | | | 7 | | | 5 | | | 7 | | | 5 | | | 7 | | | 4 | | | 6 | 4 | | | |
| | | | Credit Pt. | | | 4 | | | 1 | | | 4 | | | 1 | | | 4 | | | 1 | | | 4 | | | 1 | | | 3 | | | 1 | 2 | 26 | 126 | 4.85 |
| | | | CP*GP | | | 16 | | | 7 | | | 16 | | | 7 | | | 20 | | | 7 | | | 20 | | | 7 | | | 12 | | | 6 | 8 | | | |

/:FEMALE,#:0.229, @:0.5042, *:0.5045, ADC - Admission Cancelled, RR-Reserved, -- : Fails in Theory or Practical, PRV - Provisional, RCC - 0.5050, A.ABS - Absent, F - Fails, P - Passes, NULL-Null & Void, ~ Dyslexia Benefit
 G : Grade, GP : GradePoint, C : Credits, CP : Credit Points, ECG : Sum of product of credits & grades, EC : Sum of Creditpoints, GPA : ECG / EC
 [Marks/Grade/GradePoint] : [>=80 and <=100 / O / 10] [>=75 and <80 / A / 9] [>=70 and <75 / B / 8] [>=60 and <70 / C / 7] [>=50 and <60 / D / 6] [>=45 and <50 / E / 5] [>=40 and <45 / P / 4] [>=0 and <40 / F / 0]

Entered by : Read by : Checked by: Principal :



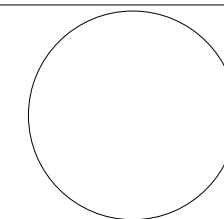


THIRD YEAR I.T. ENGINEERING SEMESTER V (CBSGS - 2012) Examination held in MAY 2018

| Sr. No. | Name of the Student Seat No. | Maximum Minimum | ITC501 Computer Graphics And Virtual Reality | | | | | | ITC502 Operating Systems | | | | | | ITC503 Microcontrollers And Embedded Systems | | | | | | ITC504 Advanced Database Management Systems | | | | | | ITC505 Open Source Technologies | | | | | | ITC506 Business Communicatio n And Ethics | | Outof 800 | | |
|---------|---|--------------------|--|-----|-----|-----|-----|-----|-----------------------------|-----|-----|-----|-----|-----|--|-----|-----|-----|-----|-----|---|-----|-----|-----|-----|-----|------------------------------------|-----|-----|-----|-----|------|--|--------|--------------|-----|-----|
| | | | SE | IA | TOT | TW | PR/ | TOT | SE | IA | TOT | TW | PR/ | TOT | SE | IA | TOT | TW | PR/ | TOT | SE | IA | TOT | TW | PR/ | TOT | SE | IA | TOT | TW | PR/ | TOT | TW | Result | EC | ECG | GPA |
| 6 | MOURYA ARVINDKUMAR RAMAGYA SHUBHAVATI 4507 | 39E 08+ | 47 | 10+ | 15+ | 25 | 34+ | 12+ | 46 | 10+ | 10+ | 20 | 32+ | 09+ | 41 | 10+ | 15+ | 25 | 08F | 09+ | 17 | 10+ | 15+ | 25 | 36+ | 08+ | 44 | 10+ | 14+ | 24 | 33+ | 347 | | | | | |
| | | Grade | E | P | E | P | C | D | P | C | E | P | P | P | P | E | P | P | C | D | F | E | -- | P | C | D | E | P | P | P | D | E | C | F | | | |
| | | Grade Pt. | | | 5 | | 6 | | | | 5 | | | 4 | | 4 | | 6 | | -- | | | 6 | | 4 | | 5 | | 7 | | | | | | | | |
| | | Credit Pt. | | | 4 | | 1 | | | | 4 | | | 1 | | 4 | | 1 | | -- | | | 1 | | 3 | | 1 | | 2 | 22 | 109 | -- | | | | | |
| | | CP*GP | | | 20 | | 6 | | | | 20 | | | 4 | | 16 | | 6 | | -- | | | 6 | | 12 | | 5 | | 14 | | | | | | | | |
| 7 | /RATHOD VAISHNAVI SHIVAJI JANAKI 4508 | A | 11+ | 11 | 16+ | 16+ | 32 | 32+ | 11+ | 43 | 16+ | 16+ | 32 | A | 10+ | 10 | 18+ | 17+ | 35 | A | 10+ | 10 | 17+ | 16+ | 33 | A | 11+ | 11 | 16+ | 13+ | 29 | 35+ | 281 | | | | |
| | | Grade | F | D | -- | C | C | C | P | D | P | C | C | C | F | D | -- | B | C | B | F | D | -- | C | C | C | F | D | -- | C | D | D | B | ABS | | | |
| | | Grade Pt. | | | -- | | 7 | | | | 4 | | 7 | | -- | | 8 | | -- | | 7 | | -- | | 7 | | -- | | 6 | 8 | | | | | | | |
| | | Credit Pt. | | | -- | | 1 | | | | 4 | | 1 | | -- | | 1 | | -- | | 1 | | -- | | 1 | | -- | | 1 | 2 | 11 | 67 | -- | | | | |
| | | CP*GP | | | -- | | 7 | | | | 16 | | 7 | | -- | | 8 | | -- | | 7 | | -- | | 7 | | -- | | 6 | 16 | | | | | | | |
| 8 | ROY BARUN BAPI PRATIMA 4509 | 35 | 12+ | 47 | 19+ | 20+ | 39 | 62+ | 14+ | 76 | 18+ | 20+ | 38 | 41+ | 12+ | 53 | 19+ | 20+ | 39 | 39+ | 12+ | 51 | 18+ | 21+ | 39 | 63+ | 14+ | 77 | 19+ | 20+ | 39 | 42+ | 540 | | | | |
| | | Grade | P | C | E | A | O | A | A | B | A | B | O | A | D | C | D | A | O | A | E | C | D | B | O | A | A | B | A | A | O | A | O | P | | | |
| | | Grade Pt. | | | 5 | | 9 | | | | 9 | | 9 | | 6 | | 9 | | 6 | | 9 | | 6 | | 9 | | 9 | | 9 | 10 | | | | | | | |
| | | Credit Pt. | | | 4 | | 1 | | | | 4 | | 1 | | 4 | | 1 | | 4 | | 4 | | 4 | | 1 | | 3 | | 1 | 2 | 26 | 196 | 7.54 | | | | |
| | | CP*GP | | | 20 | | 9 | | | | 36 | | 9 | | 24 | | 9 | | 24 | | 9 | | 24 | | 9 | | 27 | | 9 | 20 | | | | | | | |
| 9 | SANE AKASH ANIL ANJALI 4510 | 39 | 10+ | 49 | 10+ | 15+ | 25 | 45+ | 10+ | 55 | 10+ | 12+ | 22 | 35+ | 08+ | 43 | 10+ | 12+ | 22 | 32+ | 08+ | 40 | 10+ | 21+ | 31 | 41+ | 09+ | 50 | 10+ | 12+ | 22 | 35+ | 394 | | | | |
| | | Grade | E | D | E | P | C | D | D | D | D | P | E | P | P | P | P | E | P | P | P | P | P | O | C | D | E | D | P | E | P | B | P | | | | |
| | | Grade Pt. | | | 5 | | 6 | | | | 6 | | 4 | | 4 | | 4 | | 4 | | 4 | | 7 | | 6 | | 4 | | 4 | 8 | | | | | | | |
| | | Credit Pt. | | | 4 | | 1 | | | | 4 | | 1 | | 4 | | 1 | | 4 | | 4 | | 1 | | 3 | | 1 | | 2 | 26 | 135 | 5.19 | | | | | |
| | | CP*GP | | | 20 | | 6 | | | | 24 | | 4 | | 16 | | 4 | | 16 | | 4 | | 16 | | 7 | | 18 | | 4 | 16 | | | | | | | |
| 10 | SAPKAL AKASH VIJAY MAMTA 4511 | 32E | 09+ | 41 | 13+ | 15+ | 28 | 36+ | A | 36 | 12+ | 16+ | 28 | 33+ | 12+ | 45 | 13+ | 11+ | 24 | 17F | 09+ | 26 | 12+ | 16+ | 28 | 32E | 08+ | 40 | 10+ | 14+ | 24 | 31+ | 351 | | | | |
| | | Grade | P | E | P | D | C | D | E | F | -- | E | C | D | P | C | E | D | P | E | F | E | -- | E | C | D | P | P | P | P | D | E | C | F | | | |
| | | Grade Pt. | | | 4 | | 6 | | | | -- | | 6 | | 5 | | 5 | | 5 | | -- | | 6 | | 4 | | 5 | | 7 | | | | | | | | |
| | | Credit Pt. | | | 4 | | 1 | | | | -- | | 1 | | 4 | | 1 | | 1 | | -- | | 1 | | 3 | | 1 | | 2 | 18 | 90 | -- | | | | | |
| | | CP*GP | | | 16 | | 6 | | | | -- | | 6 | | 20 | | 5 | | 5 | | -- | | 6 | | 12 | | 5 | | 14 | | | | | | | | |

/:FEMALE,#:0.229, @:0.5042, *:0.5045, ADC - Admission Cancelled, RR-Reserved, -- : Fails in Theory or Practical, PRV - Provisional, RCC - 0.5050, A.ABS - Absent, F - Fails, P - Passes, NULL-Null & Void, ~ Dyslexia Benefit
 G : Grade, GP : GradePoint, C : Credits, CP : Credit Points, ECG : Sum of product of credits & grades, EC : Sum of Creditpoints, GPA : ECG / EC
 [Marks/Grade/GradePoint] : [>=80 and <=100 / O / 10] [>=75 and <80 / A / 9] [>=70 and <75 / B / 8] [>=60 and <70 / C / 7] [>=50 and <60 / D / 6] [>=45 and <50 / E / 5] [>=40 and <45 / P / 4] [>=0 and <40 / F / 0]

Entered by : Read by : Checked by: Principal :



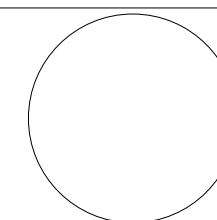


THIRD YEAR I.T. ENGINEERING SEMESTER V (CBSGS - 2012) Examination held in MAY 2018

| Sr. No. | Name of the Student Seat No. | Maximum Minimum | ITC501 Computer Graphics And Virtual Reality | | | | | | ITC502 Operating Systems | | | | | | ITC503 Microcontrollers And Embedded Systems | | | | | | ITC504 Advanced Database Management Systems | | | | | | ITC505 Open Source Technologies | | | | | | ITC506 Business Communicatio n And Ethics | | Outof 800 | | | | |
|---------|---|--------------------|--|----|-----|-----|----|-----|-----------------------------|----|-----|-----|----|-----|--|----|-----|-----|----|-----|---|----|-----|-----|----|-----|------------------------------------|----|-----|-----|----|-----|--|-----|--------------|-----|-----|-----|---|
| | | | SE | IA | TOT | TW | PR | TOT | SE | IA | TOT | TW | PR | TOT | SE | IA | TOT | TW | PR | TOT | SE | IA | TOT | TW | PR | TOT | SE | IA | TOT | TW | PR | TOT | TW | | EC | ECG | GPA | | |
| 11 | SAWANT SHREYAS APPAJI MEGHA 4513 | 32+ 32 | 11+ | 43 | 10+ | 16+ | 26 | 37+ | 08+ | 45 | 10+ | 15+ | 25 | 35+ | 09+ | 44 | 10+ | 15+ | 25 | 20F | 08+ | 28 | 10+ | 19+ | 29 | 45+ | 08+ | 53 | 10+ | 13+ | 23 | 34+ | | | | | 375 | | |
| | | Grade | P | D | P | P | C | D | E | P | E | P | C | D | P | E | P | P | C | D | F | P | -- | P | A | D | D | P | D | P | D | E | C | | | | | | F |
| | | Grade Pt. | | 4 | | | 6 | | | 5 | | | 6 | | | 4 | | | 6 | | | -- | | | 6 | | | 6 | | | 5 | 7 | | | | | | | |
| | | Credit Pt. | | 4 | | | 1 | | | 4 | | | 1 | | | 4 | | | 1 | | | -- | | | 1 | | | 3 | | | 1 | 2 | 22 | 113 | -- | | | | |
| | | CP*GP | | 16 | | | 6 | | | 20 | | | 6 | | | 16 | | | 6 | | | -- | | | 6 | | | 18 | | | 5 | 14 | | | | | | | |
| 12 | SENGUPTA ANURAAG DEBANSHU REKHA 4514 | A | 09+ | 9 | 17+ | 19+ | 36 | 33+ | 10+ | 43 | 18+ | 17+ | 35 | 37+ | 12+ | 49 | 18+ | 17+ | 35 | 44+ | 12+ | 56 | 15+ | 17+ | 32 | 44+ | 12+ | 56 | 15+ | 15+ | 30 | 43+ | | | | | 424 | | |
| | | Grade | F | E | -- | C | A | B | P | D | P | B | C | B | E | C | E | B | C | B | D | C | D | C | C | D | C | D | C | C | C | O | | | | | | ABS | |
| | | Grade Pt. | | | -- | | 8 | | | 4 | | | 8 | | | 5 | | | 8 | | | 6 | | | 7 | | | 6 | | | 7 | 10 | | | | | | | |
| | | Credit Pt. | | | -- | | 1 | | | 4 | | | 1 | | | 4 | | | 1 | | | 4 | | | 1 | | | 3 | | | 1 | 2 | 22 | 136 | -- | | | | |
| | | CP*GP | | | -- | | 8 | | | 16 | | | 8 | | | 20 | | | 8 | | | 24 | | | 7 | | | 18 | | | 7 | 20 | | | | | | | |
| 13 | /SHAIKH AAFREEN YUNUS SHABANA 4515 | 40 | 09+ | 49 | 15+ | 15+ | 30 | 52+ | 11+ | 63 | 15+ | 17+ | 32 | 41+ | 15+ | 56 | 18+ | 18+ | 36 | 41+ | 09+ | 50 | 15+ | 19+ | 34 | 40+ | 12+ | 52 | 16+ | 13+ | 29 | 39+ | | | | | 470 | | |
| | | Grade | D | E | E | C | C | C | C | D | C | C | C | C | D | A | D | B | B | B | D | E | D | C | A | C | D | C | D | C | D | A | | | | | | P | |
| | | Grade Pt. | | | 5 | | 7 | | | 7 | | | 7 | | | 6 | | | 8 | | | 6 | | | 7 | | | 6 | | | 6 | 9 | | | | | | | |
| | | Credit Pt. | | | 4 | | 1 | | | 4 | | | 1 | | | 4 | | | 1 | | | 4 | | | 1 | | | 3 | | | 1 | 2 | 26 | 167 | 6.42 | | | | |
| | | CP*GP | | | 20 | | 7 | | | 28 | | | 7 | | | 24 | | | 8 | | | 24 | | | 7 | | | 18 | | | 6 | 18 | | | | | | | |
| 14 | SHAIKH ALIMUSTAFA AFTAB KAUASRBANU 4516 | 40 | 09+ | 49 | 20+ | 21+ | 41 | 43+ | 10+ | 53 | 18+ | 18+ | 36 | 40+ | 15+ | 55 | 19+ | 21+ | 40 | 43+ | 11+ | 54 | 19+ | 20+ | 39 | 51+ | 13+ | 64 | 18+ | 19+ | 37 | 41+ | | | | | 509 | | |
| | | Grade | D | E | E | O | O | O | D | D | D | B | B | B | D | A | D | A | O | O | D | D | D | A | O | A | C | C | C | B | A | B | O | | | | | | P |
| | | Grade Pt. | | | 5 | | 10 | | | 6 | | | 8 | | | 6 | | | 10 | | | 6 | | | 9 | | | 7 | | | 8 | 10 | | | | | | | |
| | | Credit Pt. | | | 4 | | 1 | | | 4 | | | 1 | | | 4 | | | 1 | | | 4 | | | 1 | | | 3 | | | 1 | 2 | 26 | 178 | 6.85 | | | | |
| | | CP*GP | | | 20 | | 10 | | | 24 | | | 8 | | | 24 | | | 10 | | | 24 | | | 9 | | | 21 | | | 8 | 20 | | | | | | | |
| 15 | SHARMA VIMAL SHYAMBIHARI SHAILA DEVI 4517 | 35E | 12+ | 47 | 15+ | 17+ | 32 | A | 12+ | 12 | 18+ | 16+ | 34 | 38E | 15+ | 53 | 15+ | 11+ | 26 | 18F | 12+ | 30 | 17+ | 15+ | 32 | 52+ | 13+ | 65 | 15+ | 14+ | 29 | 34+ | | | | | 394 | | |
| | | Grade | P | C | E | C | C | C | F | C | -- | B | C | C | E | A | D | C | P | D | F | C | -- | C | C | C | C | C | C | D | D | C | | | | | | F | |
| | | Grade Pt. | | | 5 | | 7 | | | -- | | | 7 | | | 6 | | | 6 | | | -- | | | 7 | | | 7 | | | 6 | 7 | | | | | | | |
| | | Credit Pt. | | | 4 | | 1 | | | -- | | | 1 | | | 4 | | | 1 | | | -- | | | 1 | | | 3 | | | 1 | 2 | 18 | 112 | -- | | | | |
| | | CP*GP | | | 20 | | 7 | | | -- | | | 7 | | | 24 | | | 6 | | | -- | | | 7 | | | 21 | | | 6 | 14 | | | | | | | |

/:FEMALE,#:0.229, @:0.5042, *:0.5045, ADC - Admission Cancelled, RR-Reserved, -- : Fails in Theory or Practical, PRV - Provisional, RCC - 0.5050, A.ABS - Absent, F - Fails, P - Passes, NULL-Null & Void, ~ Dyslexia Benefit
 G : Grade, GP : GradePoint, C : Credits, CP : Credit Points, ECG : Sum of product of credits & grades, EC : Sum of Creditpoints, GPA : ECG / EC
 [Marks/Grade/GradePoint] : [>=80 and <=100 / O / 10] [>=75 and <80 / A / 9] [>=70 and <75 / B / 8] [>=60 and <70 / C / 7] [>=50 and <60 / D / 6] [>=45 and <50 / E / 5] [>=40 and <45 / P / 4] [>=0 and <40 / F / 0]

Entered by : Read by : Checked by: Principal :





THIRD YEAR I.T. ENGINEERING SEMESTER V (CBSGS - 2012) Examination held in MAY 2018

| Sr. No. | Name of the Student | Seat No. | ITC501 Computer Graphics And Virtual Reality | | | | | | ITC502 Operating Systems | | | | | | ITC503 Microcontrollers And Embedded Systems | | | | | | ITC504 Advanced Database Management Systems | | | | | | ITC505 Open Source Technologies | | | | | | ITC506 Business Communication And Ethics | | Outof 800 | | | | |
|---------|----------------------------------|----------|---|-----|-----|-----|-----|--------|-----------------------------|-----|-----|-----|-----|--------|---|-----|-----|----|--------|-----|--|-----|-----|--------|-----|-----|------------------------------------|-----|--------|----|-----|-----|---|--------|-----------|--------|------|-----|-----|
| | | | Maximum | SE | IA | TOT | TW | PR/TOT | Minimum | SE | IA | TOT | TW | PR/TOT | SE | IA | TOT | TW | PR/TOT | SE | IA | TOT | TW | PR/TOT | SE | IA | TOT | TW | PR/TOT | SE | IA | TOT | TW | PR/TOT | TW | Result | EC | ECG | GPA |
| 16 | SONAWANE NIKHIL NARESH SUNANDA | 4520 | Marks Obtained | 43 | 11+ | 54 | 19+ | 17+ | 36 | 36+ | 12+ | 48 | 20+ | 18+ | 38 | 46+ | 11+ | 57 | 19+ | 17+ | 36 | 50+ | 10+ | 60 | 17+ | 18+ | 35 | 49+ | 15+ | 64 | 19+ | 18+ | 37 | 44+ | 509 | | | | |
| | | | Grade | D | D | D | A | C | B | E | C | E | O | B | A | D | D | D | A | C | B | C | D | C | C | B | B | C | A | C | A | B | B | O | P | | | | |
| | | | Grade Pt. | | | 6 | | | 8 | | | 5 | | | 9 | | | 6 | | | 8 | | | 7 | | | 8 | | | 7 | | | 8 | 10 | | | | | |
| | | | Credit Pt. | | | 4 | | | 1 | | | 4 | | | 1 | | | 4 | | | 1 | | | 4 | | | 1 | | | 3 | | | 1 | 2 | 26 | 178 | 6.85 | | |
| | | | CP*GP | | | 24 | | | 8 | | | 20 | | | 9 | | | 24 | | | 8 | | | 28 | | | 8 | | | 21 | | | 8 | 20 | | | | | |
| 17 | TARE KAIWALYA SHRIKANT SHUBHANGI | 4522 | Marks Obtained | 33+ | 11+ | 44 | 10+ | 15+ | 25 | 52+ | 10+ | 62 | 10+ | 16 | 26 | 41+ | 10+ | 51 | 10+ | 14+ | 24 | 47+ | 09+ | 56 | 10+ | 11 | 21 | 42+ | 10+ | 52 | 10+ | 13+ | 23 | 21+ | 405 | | | | |
| | | | Grade | P | D | P | P | C | D | C | D | C | P | C | D | D | D | P | D | E | D | E | D | E | D | P | P | P | D | D | D | P | D | E | P | P | | | |
| | | | Grade Pt. | | | 4 | | | 6 | | | 7 | | | 6 | | | 6 | | | 5 | | | 6 | | | 4 | | | 6 | | | 5 | 4 | | | | | |
| | | | Credit Pt. | | | 4 | | | 1 | | | 4 | | | 1 | | | 4 | | | 1 | | | 4 | | | 1 | | | 3 | | | 1 | 2 | 26 | 144 | 5.54 | | |
| | | | CP*GP | | | 16 | | | 6 | | | 28 | | | 6 | | | 24 | | | 5 | | | 24 | | | 4 | | | 18 | | | 5 | 8 | | | | | |

/:FEMALE,#:0.229, @:0.5042, *:0.5045, ADC - Admission Cancelled, RR-Reserved, -- : Fails in Theory or Practical, PRV - Provisional, RCC - 0.5050, A.ABS - Absent, F - Fails, P - Passes, NULL-Null & Void, ~ Dyslexia Benefit
 G : Grade, GP : GradePoint, C : Credits, CP : Credit Points, ECG : Sum of product of credits & grades, EC : Sum of Creditpoints, GPA : ECG / EC
 [Marks/Grade/GradePoint] : [>=80 and <=100 / O / 10] [>=75 and <80 / A / 9] [>=70 and <75 / B / 8] [>=60 and <70 / C / 7] [>=50 and <60 / D / 6] [>=45 and <50 / E / 5] [>=40 and <45 / P / 4] [>=0 and <40 / F / 0]

Entered by : Read by : Checked by: Principal :

