

e-Suvidha Implementation AY: 2015-16

**Pre-Admission Online Registration
Process for Student**

Visit on mum.digitaluniverisity.ac & Apply for Pre-Admission Online Registration for AY 2015-16



University of Mumbai
M.G.Road, Fort, Mumbai-400032, Maharashtra(India)

Go to Mumbai University Portal

मुंबई विद्यापीठाच्या डिजीटल युनिव्हर्सिटी प्रणाली वर जाण्यासाठी येथे क्लिक करा.

Go to Pre-Admission Online Registration for AY 15-16

Click here

शैक्षणिक वर्ष २०१५-१६ चे प्रवेश पूर्व ऑनलाईन अर्ज भरण्यासाठी येथे क्लिक करा.

Registration Process for Login Details

Username :

Password :

[Sign in](#)

[Forgot Password](#)



University of Mumbai

M.G.Road, Fort, Mumbai-400032, Maharashtra(India)

[Pre-Admission Online Registration](#) | [Eligibility](#) | [Application Process Flow](#)

University

[About University](#)

[Schedule](#)

[Know About Online Applications](#)

[Who Can Apply?](#)

[What all do you need to apply?](#)

[Benefits to Applicants](#)

[Apply Online](#)

[Validate Your Registration](#)

[Instructions for Filling up the Online Application Form](#)

Pre-Admission Online Registration

Academic year in Mumbai University starts in June.

For regular under-graduate and post-graduate courses, the admissions are offered at affiliated colleges, recognized institutes, and university departments.

Applicants aspiring admissions need to apply in respective college, institute, or department. From academic year 2015-16 application for admission has been made available online by the University. Applicants may use this facility to the fullest for their benefit. The output of the '**Pre-Admission Online Registration**' will be a printout of application form to be submitted in colleges.

Applicants from states other than Maharashtra, and foreign nationals may also use this facility. However, foreign nationals may have to undergo additional mandatory procedures by contacting the University.

[Click Here To Apply](#)

[Click here](#)

Know About Online Applications

From academic year 2014-15, University has made available the facility of '**Pre-Admission Online Registration**' to the aspiring students. Applicants seeking admission to the courses offered by University affiliated colleges and institutes may use this facility.

The objective of "**Pre-Admission Online Registration**" is to

- Help applicants (and their parents) by providing thorough information about courses and colleges which offer it.
- Assist in applying for any course in any college of this university without any hassles.

The motivation behind the '**Pre-Admission Online Registration**' is to provide an online mechanism through which applicants can directly apply online to various courses and colleges affiliated to university. This is also about enabling applicants from distant/remote locations to apply to colleges of their choice.

Please read all links given under '**Pre-Admission Online Registration**' tab so as to understand the process.

Who Can Apply?

If you are aspiring for admission to FIRST YEAR / FIRST SEMESTER of any undergraduate course in any college of this University then one should apply for Pre-Admission Online Registration.

What all do you need to apply?

Before you register and start filling the online application form, please ensure you have in hand

1. Statement of marks of Std. 10th, 12th, and any other qualification based on which you are seeking admission.
2. Scanned images of your recent (within last 6 months) passport size coloured photograph (35 mm X 45mm) with minimum 72 to maximum 150 DPI resolution.

Benefits to Applicants

Before you register and start filling the online application form, please ensure you have in hand

1. You can apply from anywhere in the world and anytime without travelling physically initially for purchasing form.
2. The application form is designed for mass personalization and hence it assists you for filling in your relevant information only.
3. The online application form is bilingual (English and Marathi).
4. Application form validates your information online for completeness.
5. Online Application only allows correct subject selection as per university rules and hence it will help you for correct subject combination selection.
6. Through a single login, you can apply for multiple courses in multiple colleges without filling the same information again and again.
7. Many of the eSuvidha services will be available to you, right from the day of confirmation of admission by any college online.

Instructions for Filling up the Online Application Form

Carefully read these Instructions before you begin

1. Read all the information carefully given in all links before you click '**Apply Online**'
2. **Do NOT create fake logins**, since registration requires unique Mobile Number.
3. If you do not have a mobile number, you can give mobile number of your nearest relatives (with their permission). **One mobile number can be registered only once.**
4. You will be sent **Login ID** and **Password** on mobile **by SMS**.
5. In case, if you are unable to apply online yourself, please visit the nearest college for assistance.
6. The online application form is **personalized** for you and hence will assist you in filling your relevant information only.
7. The **application** must be made **within the specified dates** stipulated by University. The link to 'Apply' inside your login will be disabled if dates are over.
8. Once you fill the application form successfully and apply, you will **have to submit the printout of application form along with necessary documents** to every course-college separately for which you have applied. **Your application will not be considered valid in any case, unless printout is submitted to college.** You must ensure that college inwards your application form after submission of printout.
9. You may have to purchase the information brochure of the college at the time of submission of printout.
10. **Making online application does not mean that you have secured admission in any of the course-college.**
11. You will have to contact and check with college for your admission, and follow the college rules and regulations such as merit list, last date of admission, fees, documents, your eligibility for the course/program etc.
12. By Clicking on 'Apply Online' link, you agree that you have read all the instructions carefully and understood them.

If you are ready with all the documents you can now start applying by clicking 'Apply Online'.

Need Help?

Nothing is more important than to ensure that you apply correctly without hassles. If you face any difficulty while applying, or find any mistake in application or encounter any technical error, please feel free to contact our Help Line Call Center at number given below. You can also ask help on chat from here.

While seeking help, it is expected that you have read all the instructions, watched demo video, and process flow, and you have difficulty beyond that. **Please be short since other applicants might be waiting after you.**

Call Center Number: +91- 9326552525 (Only for Students)

(From 10.00 am to 06.00 pm on all days excluding Saturday and Sunday)

Disclaimer for Pre-Admission Online Registration

1. The '**Pre-Admission Online Registration**' mostly includes all the major courses and colleges of the University. However, if the courses and colleges of the University are not listed in the application, then you will have to contact the college separately.
2. University may add affiliation to new Colleges or affiliate new course to existing Colleges after your application. It will be notified through a Corrigendum in your login. It is your responsibility to check the same regularly and apply for the newly added course/college if interested.

Registration Process for Login Details



University of Mumbai

M.G.Road, Fort, Mumbai-400032, Maharashtra(India)

[Pre-Admission Online Registration](#) | [List of Programmes](#) | [Eligibility](#) | [Application Process Flow](#)

University

[About University](#)

[Schedule](#)

[Know About Online Applications](#)

[Who Can Apply?](#)

[What all do you need to apply?](#)

[Benefits to Applicants](#)

[Apply Online](#)

[Validate Your Registration](#)

[Instructions for Filling up the Online Application Form](#)

[Need Help?](#)

[Disclaimer for Pre-Admission Online Registration](#)

Pre-Admission Online Registration

Academic year in Mumbai University starts in June.

For regular under-graduate and post-graduate courses, the admissions are offered at affiliated colleges, recognized institutes, and university departments.

Applicants aspiring admissions need to apply in respective college, institute, or department. From academic year 2014-15 application for admission has been made available online by the University. Applicants may use this facility to the fullest for their benefit. The output of the **'Pre-Admission Online Registration'** will be a printout of application form to be submitted in colleges.

Applicants from states other than Maharashtra, and foreign nationals may also use this facility. However, foreign nationals may have to undergo additional mandatory procedures by contacting the University.

[Click Here To Apply](#)

[Click here](#)

Registration Process for Login Details

Agreement

i

Please ensure that you have following information, required for application, ready in your hand before you proceed.

कृपया आपल्याकडे अर्ज करण्यासाठी लागणारी खालील माहिती तयार आहे याची खात्री करा.

- I have soft copy of my passport size colour photograph (scanned with min.72 to max.150 dpi, [click here](#) for acceptable photograph guide).
माझ्याकडे स्वतः स्कॅन केलेला रंगीत फोटो व स्वाक्षरी आहे.
(इमेजचे रेजोल्यूशन ७२ DPI पेक्षा कमी व १५० DPI पेक्षा जास्त नसावे, स्वीकृती योग्य फोटोचे मापदंड जाणण्यासाठी [येथे क्लिक करा.](#))
- I have my own valid email ID.
माझ्याकडे स्वतःचा ईमेल आयडी आहे.
- I have statement of marks of the examinations I have passed.
माझ्याकडे मी उत्तीर्ण झालेल्या परीक्षांचे निकालपत्र आहेत.
- I confirm that I am in valid possession of above mentioned documents.
माझ्याकडे वर नमूद केलेली सर्व कागदपत्रे आहेत.

After read the
Instructions, Click
Here

Registration Process for Login Details

Agreement



- I am submitting all the above which may include other personally identifiable information, voluntarily. I am fully aware that Colleges, University, Government, their associated agencies (MKCL) and their employees will use this information for Academic, Administrative, Research, Internal Quality Audits and Legal purposes and I am authorizing them for the same.

मी वरील माहिती, ज्यामध्ये माझी इतर वैयक्तिक माहिती आहे, स्वखुशीने देत आहे. मला याची पूर्ण जाणीव आहे की महाविद्यालये, विद्यापीठ, शासन, आणि त्यांचेशी संलग्न संस्था (एमकेसीएल) आणि त्यांचे कर्मचारी या माहितीचा वापर, शैक्षणिक, प्रशासकीय, संशोधन, अंतर्गत गुणवत्ता मूल्यमापन, आणि, कायदेशीर उपयोगांसाठी वापरू शकतात व त्यासाठी मी त्यांना अधिकृत करित आहे.

**After read the
Instructions, Click
Here**

Proceed

Registration Process for Login Details

Registration Information (नोंदणीकरिता माहिती)



Only students who are registering for the first time in this university for given courses shall register and apply online. If you already have a 16 digits 'Permanent Registration Number' (PRN) given by this university, then for application please approach college directly.

जे विद्यार्थी या विद्यापीठाने दिलेल्या कोर्सेससाठी प्रथमतःच नोंदणी करत आहेत त्यांनी नोंदणी करून ऑनलाईन अर्ज करावा. जर तुमच्याकडे विद्यापीठाने दिलेला १६ आकडी 'कायम नोंदणी क्रमांक' असेल तर अर्ज करण्यासाठी महाविद्यालयात संपर्क साधा.

I confirm that I Do NOT have a 16 digit PRN given by this university.
माझ्याकडे या विद्यापीठाचा १६ अंकी कायम नोंदणी क्रमांक (PRN) नाही.

Proceed

Click Here

Registration Process for Login Details

Registration Information (नोंदणीकरिता माहिती)

Note: *marked fields are mandatory. (*"असलेले रकाने आवश्यक आहेत")

	Last Name/आडनाव	First Name/पहिले नाव	Middle Name/मधले नाव	
Applicant's Full Name/अर्जदाराचे पूर्ण नाव:	<input type="text" value="PAWAR"/>	<input type="text" value="SARITA"/>	<input type="text" value="RAMESH"/>	*

Gender/लिंग: *

Date of Birth/जन्मदिनांक: * [dd/mm/yyyy]

Mobile Number/मोबाईल नंबर: *

Email-ID/ई-मेल आय. डी:

You can create an e-mail ID if you don't have one using this links.

Do not give fake Email ID..

युकीचा ई-मेल आय. डी. देऊ नका..

If you do not have email ID, you can create email ID from any of the links given below

जर आपल्याकडे इमेल आय.डी. नसेल तर खालीलपैकी कुठल्याही लिंकचा उपयोग करून तो तयार करावा.

www.gmail.com, www.yahoo.com, www.rediffmail.com, www.hotmail.com

Registration Process for Login Details

Click on 'Register' button to register yourself. You will receive verification code and a link in your provided mobile number and email ID.

Please validate your mobile number within 24 hours of registration otherwise your registration will be expired. You will have to register again if you do not validate your mobile number within 24 hours.

'Register' बटणावर क्लीक् करून नोंदणी करा. तुमच्या मोबाईल व इमेलवर एक संकेतांक येईल. तो वापरून २४ तासात तुमचा अकाउंट अॅक्टिव्हेट करा, अन्यथा तो वापरता येणार नाही व आपल्याला पुन्हा नोंदणी करावी लागेल.

REGISTER

Click on Register

Registration Process for Login Details

Registration Information



Dear SARITA,

You have registered yourself successfully. A confirmation email and SMS have been sent on saritarpawar@gmail.com and your registered Mobile Number. Please open your email account and click on URL to validate your account OR use Password sent on your registered Mobile number for Confirmation. (You can also validate your registration later by clicking on 'Validate Your Registration' link and complete your application.)

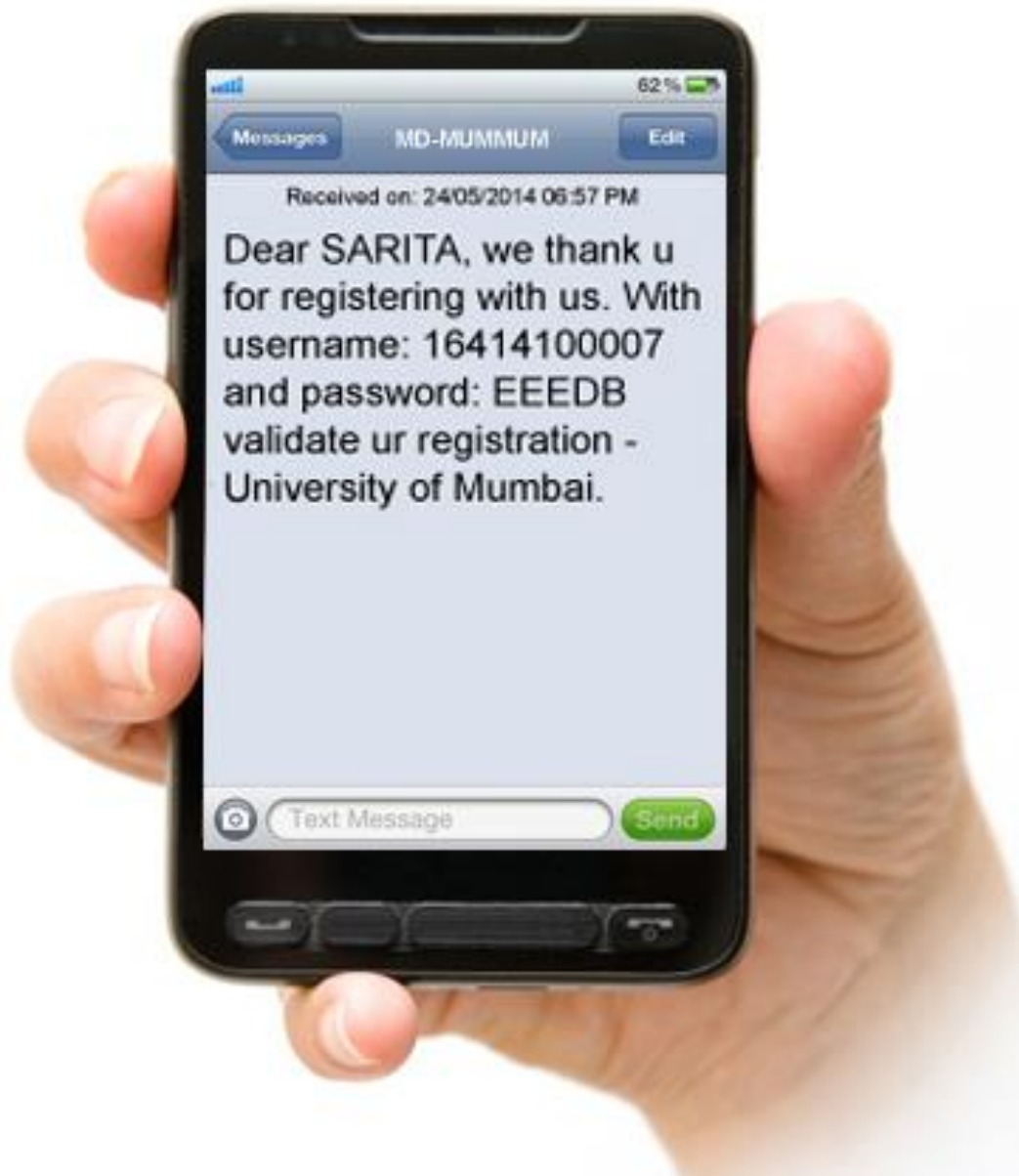
प्रिय SARITA,

तुम्ही तुमची नोंदणी यशस्वीरित्या पूर्ण केली आहे. नोंदणी कार्यान्वित करण्यासाठी तुम्ही नोंदणी केलेल्या saritarpawar@gmail.com ईमेल आयडी वर ईमेल आणि मोबाईल नंबरवर एसएमएस पाठवला आहे. कृपया तुमचा ईमेल उघडून त्यामध्ये दिलेल्या लिंकवर क्लिक करून अथवा नोंदणी केलेल्या मोबाईल नंबरवर पाठवलेल्या पासवर्ड वापरून तुमचे खाते कार्यान्वित करा.(तुम्ही नोंदणीचे कार्यान्वयन 'Validate Your Registration' या लिंकवर नंतर सुद्धा क्लिक करून अर्ज पूर्ण करू शकता.)

Dear Applicant,Your **UserName** :1641410007 and **One Time Password** :EEEDB

Validate Your Registration

Login Details vai SMS



Confirmation of Registration

Confirm Registration

Note: *marked fields are mandatory. (*असलेले रकाने आवश्यक आहेत.)

Username/युजरनेम: *

Password received on mobile/email/
मोबाईल / ई-मेल वर मिळालेला पासवर्ड: *

Note: You are requested to change your password./कृपया तुमचा पासवर्ड बदला,

New Password/नवीन पासवर्ड: *

Password Strength

Confirm New Password/नवीन पासवर्ड पक्का करा: *

Proceed

Confirmation of Registration

Confirm Registration

Note: *marked fields are mandatory. (*असलेले रकाने आवश्यक आहेत.)

Username/युजरनेम:	<input type="text" value="16414100007"/>	*
Password received on mobile/email/ मोबाईल / ई-मेल वर मिळालेला पासवर्ड:	<input type="password" value="•••••"/>	*

Note: You are requested to change your password./कृपया तुमचा पासवर्ड बदला.

New Password/नवीन पासवर्ड:	<input type="password" value="•••••"/>	*	Password Strength	Weak
Confirm New Password/नवीन पासवर्ड पक्का करा:	<input type="password" value="•••••"/>	*		

Proceed

Click Here

Confirmation of Registration

Confirm Registration

Note: *marked fields are mandatory. (*असलेले रकाने आवश्यक आहेत.)

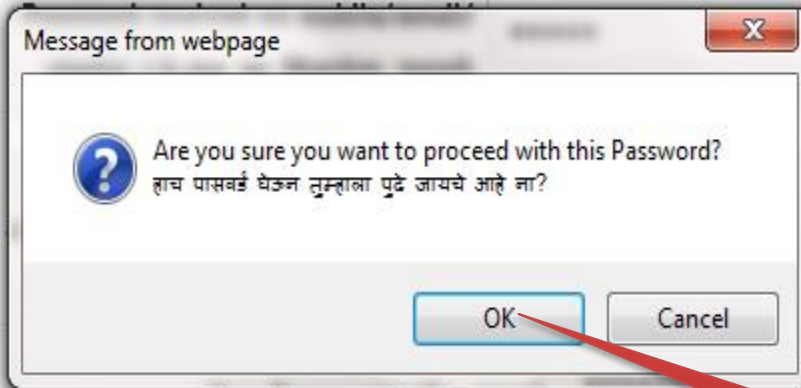
Username/युजरनेम: *

*

Note: You

New Password/नवान पासवर्ड: * Password Strength Weak

Confirm New Password/नवीन पासवर्ड पक्का करा:



Click Here

Login with Changed Password

Login here

Note: *marked fields are mandatory. (*असलेले रकाने आवश्यक आहेत.)

Your registration is confirmed. You have successfully changed the password. To proceed for application ,please login here.

तुमची नोंदणी पूर्ण झाली आहे. तुम्ही तुमचा पासवर्ड यशस्वीरित्या बदलला आहे. अर्ज करण्यासाठी येथे लॉगिन करा.

Username/युजरनेम: *

Password/पासवर्ड: *

Go

Click Here

Preconized Login for Pre-Admission Online Application Process



University of Mumbai

M.G.Road, Fort, Mumbai-400032, Maharashtra(India)

[Home](#) [My Login](#) [Logout](#) [Contact Us](#)

[Profile](#) | [Application Status](#) |

Online Admissions

- [Profile](#)
- [Application Status](#)

Welcome **PAWAR SARITA RAMESH !**

Your Profile Status (प्रोफाइल स्थिती) [VIEW PROFILE] INCOMPLETE

Note: You can apply online only after your profile status is 100% i.e. your profile is complete
टीप: प्रोफाइल पूर्ण झाल्यावरच अर्ज करता येईल.

Profile Status: (Please start from Upload Photo and Sign)

✘ 1. Upload Photo and Sign (अपलोड फोटो आणि सही)	✘ 2. Personal Details (वैयक्तिक माहिती)
✘ 3. Address Details (पत्ता)	✘ 4. Contact Details (संपर्काकरीता माहिती)
✘ 5. Reservation Details (आरक्षणाबद्दल माहिती)	✘ 6. Educational Details (शैक्षणिक माहिती)

Click Here for Upload
Photo & Sign

Conf

Note/टिप:

- You can apply for multiple Courses in multiple Colleges through online applications.
तुम्ही येथून अनेक महाविद्यालयातील अनेक कोर्ससना अर्ज करू शकता.
- Please be careful while applying, once admission get confirmed in one College, you cannot then seek admission in another College for same Course.
कृपया अर्ज काळजीपूर्वक भरा. एकदा एखाद्या महाविद्यालयामध्ये जर प्रवेश निश्चित झाला तर तुम्ही इतर महाविद्यालयामध्ये प्रवेश घेऊ शकणार नाही.

Photo & Sign Upload Process

Photograph and Signature : PAWAR SARITA RAMESH

 [Profile Home](#)



Photo and signature is compulsory to complete the profile.

तुमची प्रोफाइल पूर्ण करण्यासाठी फोटो आणि सही आवश्यक आहे.

Click here to upload photo and sign./फोटो आणि सही अपलोड करण्यासाठी येथे क्लिक करा.

Photograph



Signature

Click Here for Upload
Photo & Sign

Proceed

Photo & Sign Upload Process

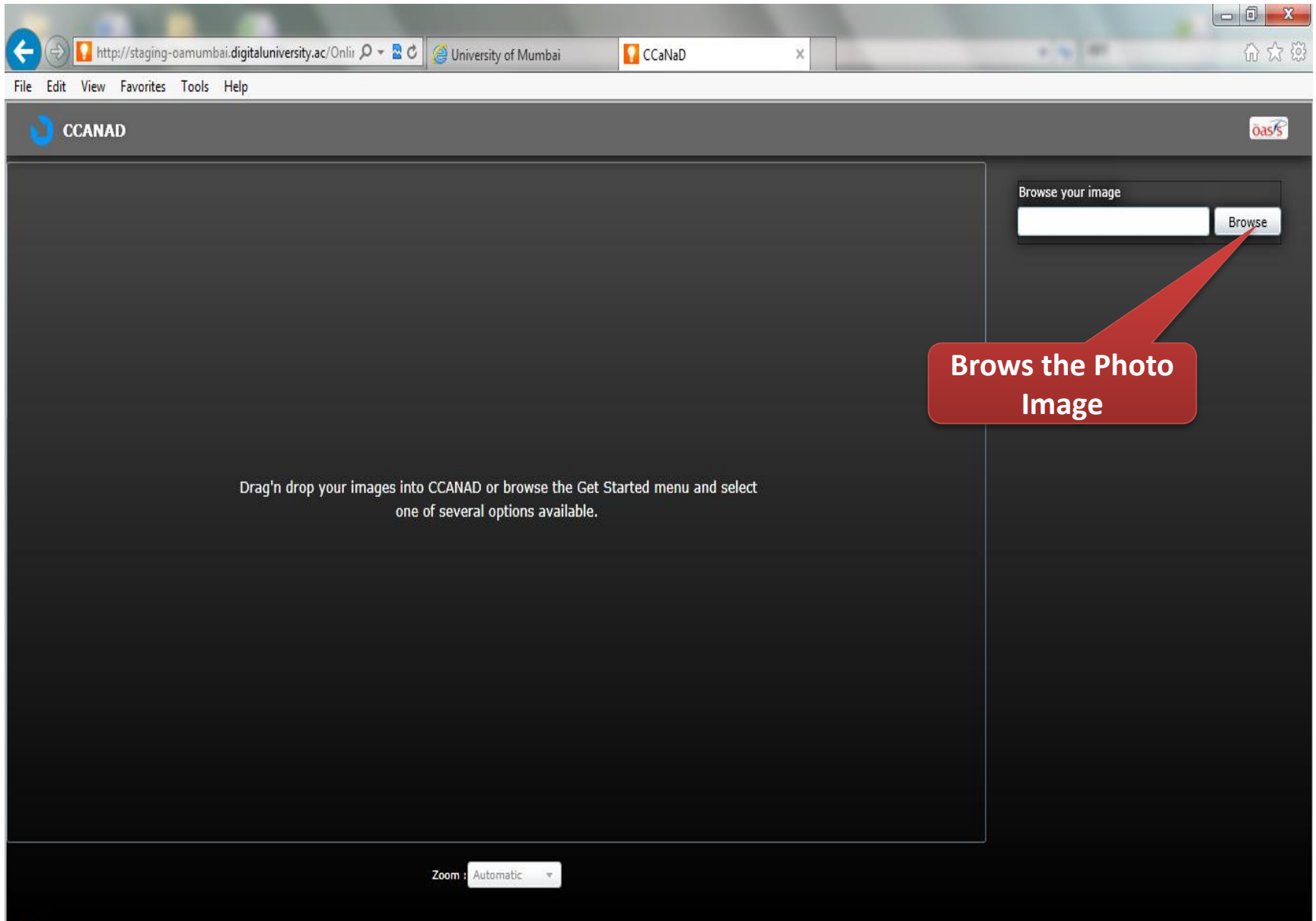


Photo Upload Process

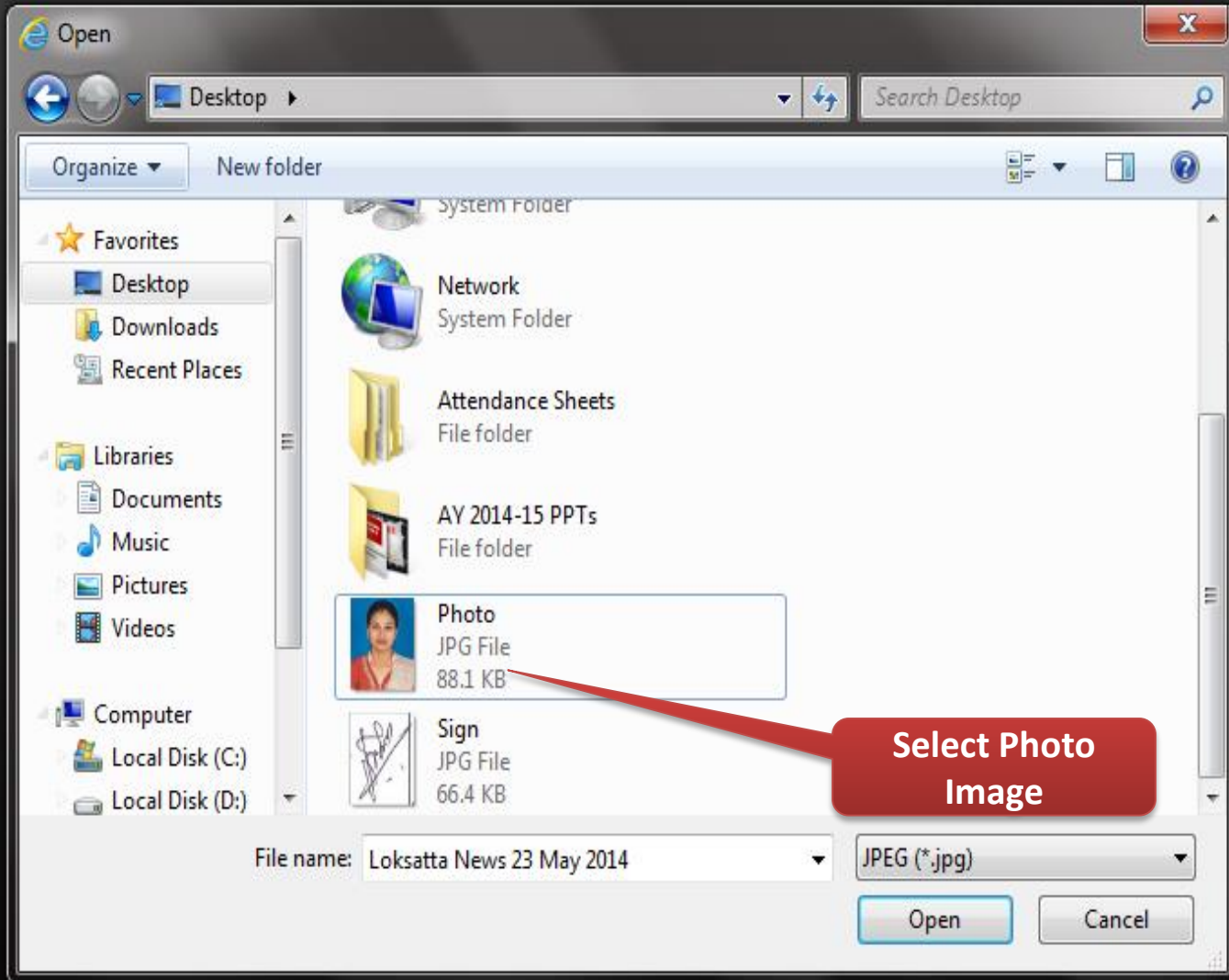


Photo Upload Process



Browse your image

Browse



Upload As PhotoGraph

Upload As Signature

Crop your:

Photograph

Signature

Crop

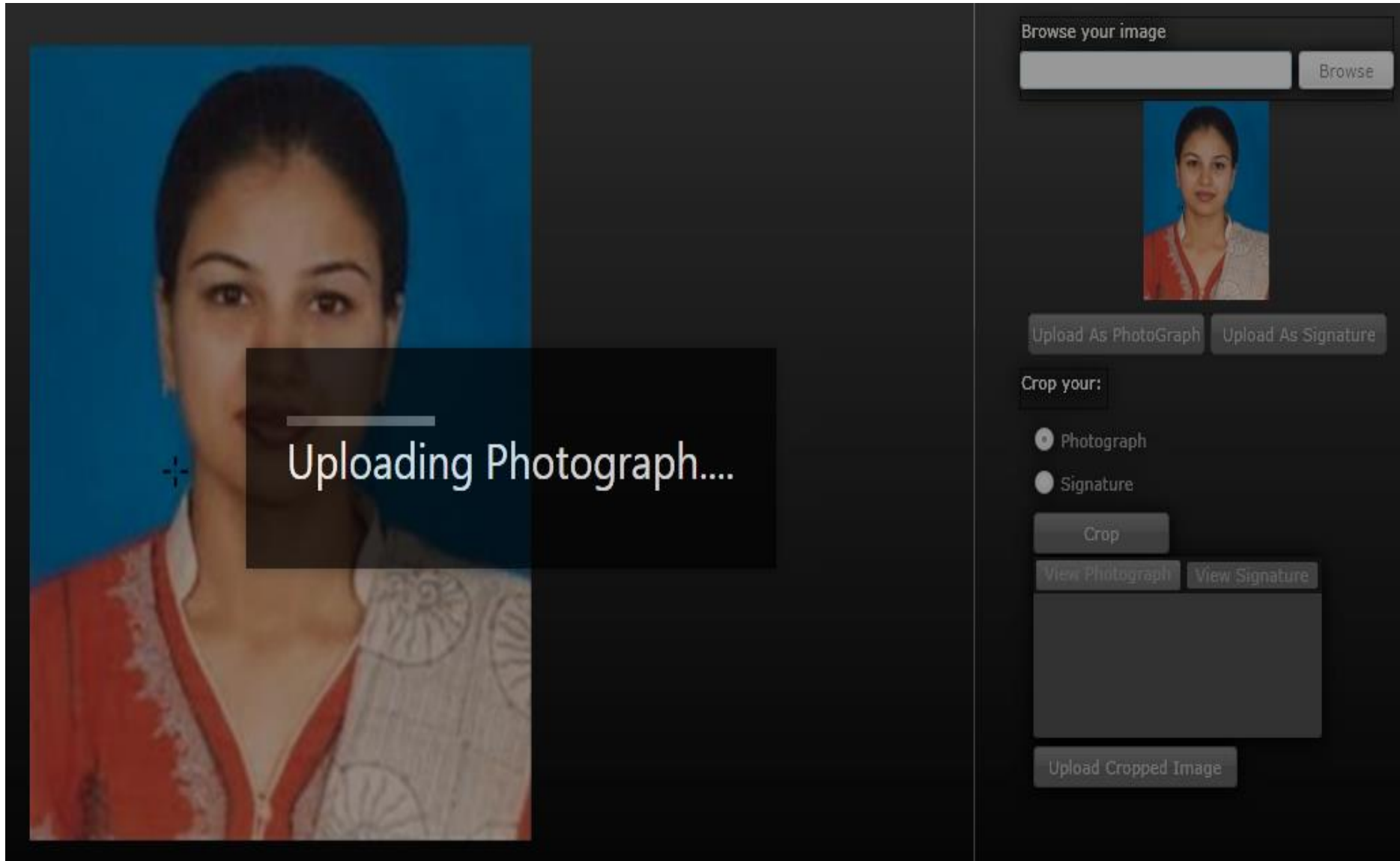
View Photograph

View Signature

Upload Cropped Image

Click here for Upload
as Photograph

Photo Upload Process



The image displays a photo upload process. On the left, a large portrait of a woman with dark hair, wearing a red and white patterned top, is shown against a blue background. A semi-transparent black box is overlaid on the bottom right of this image, containing the text "Uploading Photograph..." in white. On the right, a control panel is visible. At the top, it says "Browse your image" above a text input field and a "Browse" button. Below this is a smaller version of the woman's photo. Underneath the photo are two buttons: "Upload As Photograph" and "Upload As Signature". Further down, the text "Crop your:" is followed by two radio button options: "Photograph" (which is selected) and "Signature". Below these are "Crop", "View Photograph", and "View Signature" buttons. At the bottom of the panel is an "Upload Cropped Image" button.

Photo & Sign Upload Process

Photograph and Signature :

 [Profile Home](#)



Photo and signature is compulsory to complete the profile.

तुमची प्रोफाइल पूर्ण करण्यासाठी फोटो आणि सही आवश्यक आहे.

Click here to upload photo and sign./फोटो आणि सही अपलोड करण्यासाठी येथे क्लिक करा.

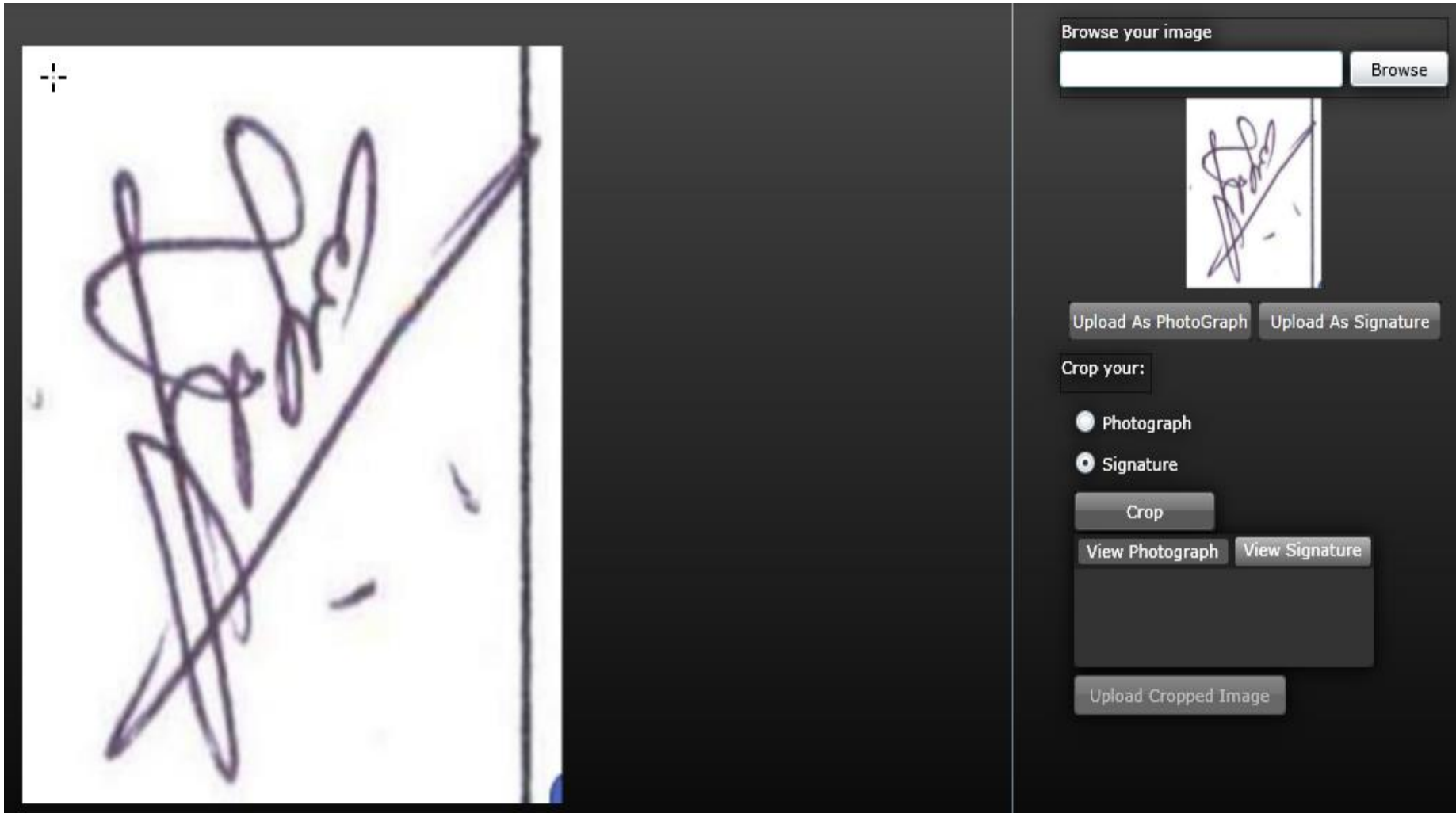
Photograph



Signature


Click Here for
Upload Sign

Sign Upload Process



The image displays a web interface for uploading a signature. On the left, a large handwritten signature in purple ink is shown on a white background. On the right, a control panel allows users to manage the upload process. At the top of the panel is a 'Browse your image' section with a text input field and a 'Browse' button. Below this is a small thumbnail of the signature. Two buttons, 'Upload As PhotoGraph' and 'Upload As Signature', are positioned below the thumbnail. The 'Crop your:' section contains two radio button options: 'Photograph' (unselected) and 'Signature' (selected). Below these options are 'Crop', 'View Photograph', and 'View Signature' buttons. At the bottom of the panel is an 'Upload Cropped Image' button.

Sign Upload Process



Select Appropriate Area for Upload, then click on Crop

Browse your image



Upload As PhotoGraph

Upload As Signature

Crop your:

Photograph

Signature


Crop

View Photograph

View Signature

Upload Cropped Image


Browse your image



Crop your:

Photograph

Signature



Upload Cropped Image

Sign Upload Process

Uploading Cropped Image....

Browse your image

Browse



Upload As PhotoGraph

Upload As Signature

Crop your:

Photograph

Signature

Crop

View Photograph

View Signature



Upload Cropped Image

Photo & Sign Upload Process Completed

Photograph and Signature :

[Profile Home](#)



Photo and signature is compulsory to complete the profile.

तुमची प्रोफाइल पूर्ण करण्यासाठी फोटो आणि सही आवश्यक आहे.

Click here to upload photo and sign./फोटो आणि सही अपलोड करण्यासाठी येथे क्लिक करा.

Photograph



Signature



Click on Proceed

Proceed

Enter Personal Details Process

Welcome PAWAR SARITA RAMESH !

Your Profile Status (प्रोफाइल स्थिती) [\[VIEW PROFILE\]](#) **INCOMPLETE**

Note: You can apply online only after your profile status is 100% i.e. your profile is complete
टीप: प्रोफाइल पूर्ण झाल्यावरच अर्ज करता येईल.

Profile Status: (Please start from Upload Photo and Sign)

✓ 1. Upload Photo and Sign (अपलोड फोटो आणि सही)	✗ 2. Personal Details (वैयक्तिक माहिती)
✗ 3. Address Details (पत्ता)	✗ 4. Contact Details (संपर्काकरीता माहिती)
✗ 5. Reservation Details (आरक्षणाबद्दल माहिती)	✗ 6. Educational Details (शैक्षणिक माहिती)

Click on Personal
Details

Confirm Profile Details

The NAME entered in “Statement of Marks” & “Confirm Name” should be identical.

Personal Details : PAWAR SARITA RAMESH

 [Profile Home](#)

Personal Details

Last Name/आडनाव

[Family Name/कुटुंबातील नाव]

First Name/पहिले नांव

[Given Name/दिलेले नाव]

Middle Name/मधले नांव

[Father's/Husband's Name/
वडिलांचे/पतीचे नाव]

Student's Full Name/
विद्यार्थ्याचे पूर्ण नाव:

PAWAR

SARITA

RAMESH

Father's Full Name/
वडिलांचे पूर्ण नाव:

PAWAR

RAMESH

*

SURESH

Mother's Full Name/
आईचे पूर्ण नाव:

PAWAR

RAMA

*

SANDESH

Name as printed on
statement of marks of
qualifying Exam/उत्तीर्ण
झालेल्या पात्रता परीक्षेतील
गुणपत्रिकेवर छापलेले नाव

PAWAR SARITA RAMESH

*

Please re-check the spelling of the name and surname as the same shall appear on all Statements of Marks and Convocation Certificate.

Confirm Name as printed on
statement of marks of
qualifying Exam/उत्तीर्ण
झालेल्या पात्रता परीक्षेतील
गुणपत्रिकेवर छापलेले नाव

PAWAR SAREETA RAMESHA

*

Please re-check the spelling of the name and surname as the same shall appear on all Statements of Marks and Convocation Certificate.

Name in Devnagari
Script/देवनागरी लिपीतील नाव

अ

पवार सरिता रमेश राम

*

Enter Personal Details Process

Marital Status/वैवाहिक स्थिती : *

Is your name changed after Passing qualifying examination/
तुमचे नाव पात्रता परीक्षेनंतर बदलले आहे का?: Yes No

Gender/लिंग: *

Date of Birth/जन्म दिनांक: * [dd/mm/yyyy]

Place of Birth/जन्म ठिकाण: *

Blood Group/रक्तगट: *

Religion/धर्म : *

Country of Citizenship/नागरिकत्व असलेला देश: *

Location category/रहिवासाचे क्षेत्र: *

Have you appeared for 12th?: Yes No

No of attempts you have taken to pass 12th: *

Are you a Non Resident Indian (NRI)?: Yes No

Save

Note: * marked fields are mandatory. (*असलेले रकाने आवश्यक आहेत)

The entry of “different” values in “Statement of Marks” & “Confirm Name” will give this message.

Personal Details : PAWAR SARITA RAMESH

 Profile Home


Personal Details

Last Name/आउनाव [Family Name/कुटुंबातील नाव]	First Name/पहिले नांव [Given Name/दिलेले नाव]	Middle Name/मधले नांव [Father's/Husband's Name/ वडिलांचे/पत्नीचे नाव]
Student's Full Name/ विद्यार्थ्यांचे पूर्ण नाव: PAWAR	SARITA	RAMESH
Father's Full Name/ वडिलांचे पूर्ण नाव: PAWAR	RAMESH *	SURESH
Mother's Full Name/ आईचे पूर्ण नाव: PAWAR	RAMA *	SANDESH

Name as printed on statement of marks of qualifying Exam/उत्तीर्ण झालेल्या पात्रता परीक्षेतील गुणपत्रिकेवर छापलेले नाव

Confirm Name as printed on statement of marks of qualifying Exam/उत्तीर्ण झालेल्या पात्रता परीक्षेतील गुणपत्रिकेवर छापलेले नाव

Name in Devnagar Script/देवनागरी लिपीतील नाव

**Please correct following errors...**
Name as printed on statement of marks of qualifying Exam and Confirm Name are not same.

Click Here

Don't trying to copy paste "Statement of Marks" & "Confirm Name"

Personal Details : PAWAR SARITA RAMESH

[Profile Home](#)

Personal Details

	Last Name/आठनाव [Family Name/कुटुंबातील नाव]	First Name/पहिले नांव [Given Name/दिलेले नाव]	Middle Name/मधले नांव [Father's/Husband's Name/ वडिलांचे/पतीचे नाव]
Student's Full Name/ विद्यार्थ्यांचे पूर्ण नाव:	<input type="text" value="PAWAR"/>	<input type="text" value="SARITA"/>	<input type="text" value="RAMESH"/>
Father's Full Name/ वडिलांचे पूर्ण नाव:	<input type="text" value="PAWAR"/>	<input type="text" value="RAMESH"/>	<input type="text" value="SURESH"/>
Mother's Full Name/ आईचे पूर्ण नाव:	<input type="text" value="PAWAR"/>	<input type="text" value="RAMA"/>	<input type="text" value="SANDESH"/>

Name as printed on statement of marks of qualifying Exam/उत्तीर्ण झालेल्या पात्रता परीक्षेतील गुणवत्तेचे पत्रिका : *
Please re-check the spelling of the name and surname as the same shall appear on all Statements of Marks and Convocation Certificate.

Message from webpage



Please write the Password. Do NOT Copy-Paste it for security reasons.

OK

Click Here

Enter Personal Details Process

Personal Details : PAWAR SARITA RAMESH

[Profile Home](#)

Personal Details

	Last Name/आडनाव [Family Name/कुटुंबातील नाव]	First Name/पहिले नांव [Given Name/दिलेले नाव]	Middle Name/मधले नांव [Father's/Husband's Name/ वडिलांचे/पतीचे नाव]
Student's Full Name/ विद्यार्थ्याचे पूर्ण नाव:	<input type="text" value="PAWAR"/>	<input type="text" value="SARITA"/>	<input type="text" value="RAMESH"/>
Father's Full Name/ वडिलांचे पूर्ण नाव:	<input type="text" value="PAWAR"/>	<input type="text" value="RAMESH"/>	* <input type="text" value="SURESH"/>
Mother's Full Name/ आईचे पूर्ण नाव:	<input type="text" value="PAWAR"/>	<input type="text" value="RAMA"/>	* <input type="text" value="SANDESH"/>

Name as printed on statement of marks of qualifying Exam/उत्तीर्ण झालेल्या पात्रता परीक्षेतील गुणपत्रिकेवर छापलेले नाव : *

Please re-check the spelling of the name and surname as the same shall appear on all Statements of Marks and Convocation Certificate.

Confirm Name as printed on statement of marks of qualifying Exam/उत्तीर्ण झालेल्या पात्रता परीक्षेतील गुणपत्रिकेवर छापलेले नाव : *

Please re-check the spelling of the name and surname as the same shall appear on all Statements of Marks and Convocation Certificate.

Name in Devnagari Script/देवनागरी लिपीतील नाव : *

Enter Personal Details Process

Marital Status/वैवाहिक स्थिती : *
v

Is your name changed after
Passing qualifying
examination/
तुमचे नाव पात्रता परीक्षेनंतर बदलले
आहे का?:
 Yes No

Student's previous full name/आधीचे पूर्ण नाव:

Reason for Change in Name/नाव बदलण्याचे कारण : *
v

Enter Personal Details Process

Are you a Non Resident Indian (NRI)?: Yes No

Passport/Visa Details

Passport No.: *

Passport Validity: * [dd/mm/yyyy]

Country of Passport: *

Date of Issue of Passport: [dd/mm/yyyy]

Police verification report attached: Yes No *

Sponsoring Agency: *

Personal Details Process Completed

Welcome PAWAR SARITA RAMESH !

Personal Details saved successfully.

Your Profile Status (प्रोफाइल स्थिती) [VIEW PROFILE] **INCOMPLETE**

Note: You can apply online only after your profile status is 100% i.e. your profile is complete
टीप: प्रोफाइल पूर्ण झाल्यावरच अर्ज करता येईल.

Profile Status: (Please start from Upload Photo and Sign)

- | | |
|---|--|
| ✓ 1. Upload Photo and Sign (अपलोड फोटो आणि सही) | ✓ 2. Personal Details (वैयक्तिक माहिती) |
| ✗ 3. Address Details (पत्ता) | ✗ 4. Contact Details (संपर्काकरीता माहिती) |
| ✗ 5. Reservation Details (अर्ज) | ✗ 6. Educational Details (शैक्षणिक माहिती) |

Click Here for Enter
Address Details

Confirm Profile Details

Enter Address Details

Address Details : PAWAR SARITA RAMESH

[Profile Home](#)

Address for Correspondence/पत्रव्यवहारासाठीचा पत्ता

Country/राष्ट्र: India *

State/राज्य: Maharashtra *

District/जिल्हा: Thane *

Tahsil/तालुका: Thane *

Address/पत्ता: 111, VARDHAMAN CHS., SECTOR-17,VASHI *

DO NOT write State/District/Tahsil/City/Pin Code in this Box
येथे राष्ट्र, राज्य,जिल्हा, तालुका, पिनकोड पुन्हा लिहू नका

City/Village/Town/शहर/खेडे/गाव: NAVI MUMBAI *

Pin Code/पिनकोड: 400705 *

Is permanent address same as address for correspondence/
कायमचा पत्ता जर पत्रव्यवहारासाठीचा पत्ता सारखा असेल तर :

Yes No

Save

Note: * marked fields are mandatory. (* असलेले रकाने आवश्यक आहेत)

Enter Address Details

Is permanent address same as address for correspondence/
कायमचा पत्ता जर पत्रव्यवहारासाठीचा पत्ता सारखा असेल तर :

Yes No

Permanent Address/कायमचा पत्ता

Country/राष्ट्र: India *

State/राज्य: Maharashtra *

District/जिल्हा: Thane *

Tahsil/तालुका: Thane *

Address पत्ता: 120, SUYOG CHS, SECTOR-23, SANPADA *

DO NOT write State/District/Tahsil/City/Pin Code in this Box
येथे राष्ट्र, राज्य, जिल्हा, तालुका, पिनकोड पुन्हा लिहू नका

City/Village/Town/शहर/खेडे/गाव NAVI MUMBAI *

Pin Code/पिनकोड: 400705 *

Save

Note: * marked fields are mandatory. (* असलेले रकाने आवश्यक आहेत)

Address Details Process Completed

Welcome PAWAR SARITA RAMESH !

Address Details saved successfully.

Your Profile Status (प्रोफाइल स्थिती) [VIEW PROFILE] **INCOMPLETE**

Note: You can apply online only after your profile status is 100% i.e. your profile is complete
टीप: प्रोफाइल पूर्ण झाल्यावरच अर्ज करता येईल.

Profile Status: (Please start from Upload Photo and Sign)

- | | |
|---|--|
| ✓ 1. Upload Photo and Sign (अपलोड फोटो आणि सही) | ✓ 2. Personal Details (वैयक्तिक माहिती) |
| ✓ 3. Address Details (पत्ता) | ✗ 4. Contact Details (संपर्काकरीता माहिती) |
| ✗ 5. Reservation Details (आरक्षणाबद्दल माहिती) | ✗ 6. Educational Details (शैक्षणिक माहिती) |

Click Here for Enter Contact Details

Confirm Profile Details

Enter Contact Details

Contact Details : PAWAR SARITA RAMESH

[Profile Home](#)

Mobile No 1/मोबाईल नंबर १ : - *

Mobile No 2/मोबाईल नंबर २ : -

Area STD Code - Phone/एस. टी. डी. कोड : - -

Email-ID/ई-मेल आय. डी. :

Alternate Email-ID/पर्यायी ई-मेल आय. डी. : X

Save

Note: * marked fields are mandatory. (*असलेले रकाने आवश्यक आहेत)

Click Here

Contact Details Process Completed

Welcome PAWAR SARITA RAMESH !

Contact Details saved successfully.

Your Profile Status (प्रोफाइल स्थिती) [VIEW PROFILE] **INCOMPLETE**

Note: You can apply online only after your profile status is 100% i.e. your profile is complete
टीप: प्रोफाइल पूर्ण झाल्यावरच अर्ज करता येईल.

Profile Status: (Please start from Upload Photo and Sign)

- | | |
|---|--|
| ✓ 1. Upload Photo and Sign (अपलोड फोटो आणि सही) | ✓ 2. Personal Details (वैयक्तिक माहिती) |
| ✓ 3. Address Details (पत्ता) | ✓ 4. Contact Details (संपर्काकरीता माहिती) |
| ✗ 5. Reservation Details (आरक्षणाबद्दल माहिती) | ✗ 6. Educational Details (शैक्षणिक माहिती) |

Click Here for Enter
Reservation Details


Confirm Profile Details


Enter Reservation Details

Reservation Details : PAWAR SARITA RAMESH


 [Profile Home](#)

Legal Reservation Information/कायदेशीर आरक्षणाची माहिती

Domicile of State/रहिवासी असलेले राज्य: Maharashtra * 

Reserved Category/आरक्षित वर्ग: NT-1 (NT-B) * 

Caste/जात: BHARADI (KINGARIWALE) * 

Physically Challenged/शारीरिकदृष्ट्या अकार्यक्षम: 
--- Not Applicable ---
Visually Impaired
Speech and/or Hearing Impaired
Orthopedic Disorder or Mentally Retarded
Learning Disability
Dyslexia

Social Reservation Information/सामाजिक

- | | |
|--|---|
| <input type="checkbox"/> Ex-Serviceman/Ward of Ex-Serviceman | <input type="checkbox"/> Member of Flood / Famine Affected Family |
| <input type="checkbox"/> Active-Serviceman/Ward of Active-Serviceman | <input type="checkbox"/> Resident of Tribal Area |
| <input type="checkbox"/> Freedom Fighter/Ward of Freedom Fighter | <input type="checkbox"/> Kashmir Migrant |
| <input type="checkbox"/> Ward of Primary Teacher | <input type="checkbox"/> Economically Backward Class |
| <input type="checkbox"/> Ward of Secondary Teacher | <input type="checkbox"/> University Staff Quota |
| <input type="checkbox"/> Deserted/Divorced/Widowed Women | |
| <input type="checkbox"/> Member of Project Affected Family | |

Artist

Sports Person

Enter Reservation Details

Social Reservation Information/सामाजिक आरक्षणाचा तपशील

- | | |
|--|---|
| <input type="checkbox"/> Ex-Serviceman/Ward of Ex-Serviceman | <input type="checkbox"/> Member of Earthquake Affected Family |
| <input type="checkbox"/> Active-Serviceman/Ward of Active-Serviceman | <input type="checkbox"/> Member of Flood / Famine Affected Family |
| <input type="checkbox"/> Freedom Fighter/Ward of Freedom Fighter | <input type="checkbox"/> Resident of Tribal Area |
| <input type="checkbox"/> Ward of Primary Teacher | <input type="checkbox"/> Kashmir Migrant |
| <input type="checkbox"/> Ward of Secondary Teacher | <input type="checkbox"/> Economically Backward Class |
| <input type="checkbox"/> Deserted/Divorced/Widowed Women | <input type="checkbox"/> University Staff Quota |
| <input type="checkbox"/> Member of Project Affected Family | |
-
- Artist Sports Person

Occupational Details/व्यवसायाचा तपशील

Are you Employed or Self-Employed/तुम्ही कुठे नोकरी करता अथवा तुमचा स्वतःचा व्यवसाय आहे? Yes No

Have you applied for leave without pay for the entire duration of the Course? Yes No

Annual Income of Guardian/वार्षिक उत्पन्न: * (in Rupees/रुपयांमध्ये)

Occupation of Guardian/पालकाचा व्यवसायाचा तपशील: *

Parents/Guardian Details

Is Parents/Guardian from Economic Backward Class (EBC)? Yes No *

Save

Note: * marked fields are mandatory. (* असलेले रकाने आवश्यक आहेत)

Click Here

Reservation Details Process Completed

Welcome PAWAR SARITA RAMESH !

Reservation Details saved successfully.

Your Profile Status (प्रोफाइल स्थिती) [VIEW PROFILE] **INCOMPLETE**

Note: You can apply online only after your profile status is 100% i.e. your profile is complete
टीप: प्रोफाइल पूर्ण झाल्यावरच अर्ज करता येईल.

Profile Status: (Please start from Upload Photo and Sign)

- | | |
|---|--|
| ✓ 1. Upload Photo and Sign (अपलोड फोटो आणि सही) | ✓ 2. Personal Details (वैयक्तिक माहिती) |
| ✓ 3. Address Details (पत्ता) | ✓ 4. Contact Details (संपर्काकरीता माहिती) |
| ✓ 5. Reservation Details (आरक्षणाबद्दल माहिती) | ✗ 6. Educational Details (शैक्षणिक माहिती) |

Click Here for Enter Educational Details

Confirm Profile Details

Enter Educational Details

Educational Details : PAWAR SARITA RAMESH

[Profile Home](#)



- 10th Information is compulsory.
दहावीचे तपशील देणे अनिवार्य आहे.
- 12th information compulsory if you are seeking admission on the basis of std. 12th
जर तुम्ही बारावीच्या गुणांवर प्रवेश घेणार असला तर बारावीचे तपशील देणे अनिवार्य आहे.
- Please add 10th details first. You can not add 12th details without entering 10th details
कृपया दहावीचे तपशील आधी द्या. तुम्ही दहावीचे तपशील दिल्या शिवाय बारावीचे तपशील देऊ शकणार नाही.
- Please enter 10th/12th seat no., Board, Marks and Passing date carefully , as they will be used while eligibility checking through system
कृपया दहावीचा/बारावीचा बँठक क्रमांक, मंडळ/बोर्ड, गुण, आणि उत्तीर्ण झाल्याची तारीख काळजीपूर्वक द्या कारण ही माहिती तुमची संगणक प्रणालीद्वारा पात्रता करण्यासाठी वापरली जाईल.
- Some of the fields below are shown disabled as the data displayed is as sent by the State Board. Such data can be changed by submitting an online 'Profile Correction Request' after your admission is confirmed.

Qualification	Board/University	School Name	Passing Date	Mark/Out of	Edit	Delete
10th [Add]						
12th [Add]						
Degree [Add]						
Diploma [Add]						
Certificate [Add]						

Click Here for Enter
SSC Details

Proceed

* Marked fields are mandatory. (* असलेले रकाने आवश्यक आहेत)

Enter the details of S.S.C Examination & Click on “Save”.

SSC Details : PAWAR SARITA RAMESH

 [Qualification Details](#)

10th Details

Board/मंडळ : Indian Foreign

Select State/राज्य निवडा : *

Select Board/मंडळ निवडा : *

Name of School/शाळेचे नाव : *

Date of Passing/उत्तीर्ण झाल्याची
तारीख : [year eg.2004] *

Examination Seat Number/
परीक्षेचा बँठक क्रमांक : *

Passing Certificate
Number/Marksheet Number/
उत्तीर्ण झालेल्या प्रमाणपत्राचा क्रमांक : *

Total Marks obtained/
एकूण मिळालेले मार्क : Out of/पैकी गुण : *

Grade/श्रेणी :

[Click Here](#)

Enter the details of S.S.C Examination (If Foreign Student)

SSC Details : PAWAR SARITA RAMESH

☰ Qualification Details

10th Details

Board/मंडळ : Indian Foreign

Select Country/राष्ट्र निवडा : *

Name of Board/मंडळाचे नाव : *

Board Area Std Code - Phone # 1/
मंडळ क्षेत्राचा एस.टी.डी. कोड- दूरध्वनी : -
क्रमांक-१

Board Email-ID/मंडळाचा ई-मेल
आय.डी. :

Board URL/मंडळाची वेबसाईट : [e.g.www.yahoo.com]

Name of School/शाळेचे नाव : *

Date of Passing/उत्तीर्ण झाल्याची
तारीख : [year eg.2004] *

Examination Seat Number/
परीक्षेचा बँठक क्रमांक : *

Passing Certificate
Number/Marksheet Number/
उत्तीर्ण झालेल्या प्रमाणपत्राचा क्रमांक : *

Total Marks obtained/
एकूण मिळालेले मार्क : Out of/पैकी गुण : *

Grade/श्रेणी :

Save

S.S.C Examination Details Saved

Educational Details : PAWAR SARITA RAMESH

 Profile Home



- 10th Information is compulsory. दहावीचे तपशील देणे अनिवार्य आहे.
- 12th information compulsory if you are seeking admission on the basis of std. 12th जर तुम्ही बारावीच्या गुणांवर प्रवेश घेणार असला तर बारावीचे तपशील देणे अनिवार्य आहे.
- Please add 10th details first. You can not add 12th details without entering 10th details कृपया दहावीचे तपशील आधी द्या. तुम्ही दहावीचे तपशील दिल्या शिवाय बारावीचे तपशील देऊ शकणार नाही.
- Please enter 10th/12th seat no., Board, Marks and Passing date carefully , as they will be used while eligibility checking through system कृपया दहावीचा/बारावीचा बँठक क्रमांक, मंडळ/बोर्ड, गुण, आणि उत्तीर्ण झाल्याची तारीख काळजीपूर्वक द्या कारण ही माहिती तुमची संगणक प्रणालीद्वारा पात्रता करण्यासाठी वापरली जाईल.
- Some of the fields below are shown disabled as the data displayed is as sent by the State Board. Such data can be changed by submitting an online 'Profile Correction Request' after your admission is confirmed.

SSC details saved successfully.

Qualification	Board/University	School Name	Passing Date	Mark/Out of	Edit	Delete
10th	MAHARASHTRA STATE BOARD OF SECONDARY AND HIGHER SECONDARY EDUCATION	IES SCHOOL	Mar 2010	500/700	Edit	
12th [Add]						
Diploma [Add]						
Degree [Add]						
Certificate [Add]						

Click Here for Enter HSC Details

Proceed

Enter the details of H.S.C Examination & Click on “Save”.

HSC Details : PAWAR SARITA RAMESH

 [Qualification Details](#)

12th Details

Board/मंडळ : Indian Foreign

Select State/राज्य निवडा : Maharashtra *

Select Board/मंडळ निवडा : MAHARASHTRA STATE BOARD OF SECONDARY *

Select Stream/शाखा निवडा : Commerce *

Name of School/शाळेचे नाव : ICL COLLEGE *

Date of Passing/उत्तीर्ण झाल्याची तारीख : May 2013 [year eg.2004] *

Examination Seat Number/
परीक्षेचा बैठक क्रमांक : E45421332184 *

Passing Certificate
Number/Marksheet Number/
उत्तीर्ण झालेल्या प्रमाणपत्राचा क्रमांक : M213598

Total Marks obtained/
एकूण मिळालेले मार्क : 550.00 Out of/पैकी गुण : 600 *

Grade/श्रेणी : A

[Click Here](#)

It's compulsory to fill the HSC Exam Details as you have selected HSC Appeared as yes.

Welcome PAWAR SARITA RAMESH !

Your Profile Status (प्रोफाइल स्थिती) [VIEW PROFILE] **INCOMPLETE**

Note: You can apply online only after your profile status is 100% i.e. your profile is complete
टीप: प्रोफाइल पूर्ण झाल्यावरच अर्ज करता येईल.

Profile Status: (Please start from Upload Photo and Sign)

✓ 1. Upload Photo and Sign (अपलोड फोटो आणि सही)	✓ 2. Personal Details (वैयक्तिक माहिती)
✓ 3. Address Details (पत्ता)	✓ 4. Contact Details (संपर्काकरीता माहिती)
✓ 5. Reservation Details (आरक्षणाबद्दल माहिती)	✗ 6. Educational Details (शैक्षणिक माहिती)

You have appeared for HSc . Please fill HSc details in Qualifications to complete your profile.

Confirm Profile Details

Enter the details of H.S.C Examination & Click on “Save”.

HSC Details : PAWAR SARITA RAMESH

 [Qualification Details](#)

12th Details

Board/मंडळ : Indian Foreign

Select State/राज्य निवडा : *

Select Board/मंडळ निवडा : *

Select Stream/शाखा निवडा : *

Name of School/शाळेचे नाव : *

Date of Passing/उत्तीर्ण झाल्याची तारीख : [year eg.2004] *

Examination Seat Number/
परीक्षेचा बैठक क्रमांक : *

Passing Certificate
Number/Marksheet Number/
उत्तीर्ण झालेल्या प्रमाणपत्राचा क्रमांक :

Total Marks obtained/
एकूण मिळालेले मार्क : Out of/पैकी गुण : *

Grade/श्रेणी :

[Click Here](#)

H.S.C Examination Details Saved

Educational Details : PAWAR SARITA RAMESH

[Profile Home](#)



- 10th Information is compulsory. दहावीचे तपशील देणे अनिवार्य आहे.
- 12th information compulsory if you are seeking admission on the basis of std. 12th जर तुम्ही बारावीच्या गुणांवर प्रवेश घेणार असला तर बारावीचे तपशील देणे अनिवार्य आहे.
- Please add 10th details first. You can not add 12th details without entering 10th details कृपया दहावीचे तपशील आधी द्या. तुम्ही दहावीचे तपशील दिल्या शिवाय बारावीचे तपशील देऊ शकणार नाही.
- Please enter 10th/12th seat no., Board, Marks and Passing date carefully , as they will be used while eligibility checking through system कृपया दहावीचा/बारावीचा बँक क्रमांक, मंडळ/बोर्ड, गुण, आणि उत्तीर्ण झाल्याची तारीख काळजीपूर्वक द्या कारण ही माहिती तुमची संगणक प्रणालीद्वारा पात्रता करण्यासाठी वापरली जाईल.
- Some of the fields below are shown disabled as the data displayed is as sent by the State Board. Such data can be changed by submitting an online 'Profile Correction Request' after your admission is confirmed.

HSC details saved successfully.

Qualification	Board/University	School Name	Passing Date	Mark/Out of	Edit	Delete
10th	MAHARASHTRA STATE BOARD OF SECONDARY AND HIGHER SECONDARY EDUCATION	IES SCHOOL	Mar 2010	500/700	Edit	
12th	MAHARASHTRA STATE BOARD OF SECONDARY AND HIGHER SECONDARY EDUCATION	ICL COLLEGE	May 2013	550/600	Edit	
Diploma [Add]						
Degree [Add]						
Certificate [Add]						

Proceed

* Marked fields are mandatory. (* असलेले रकाने आवश्यक आहेत)

When a profile is completely filled all the profile fields will show a “Blue Check Mark” indicating that information is duly filled.

Your Profile Status (प्रोफाइल स्थिती) [VIEW PROFILE] COMPLETE

Note: You can apply online only after your profile status is 100% i.e. your profile is complete
टीप: प्रोफाइल पूर्ण झाल्यावरच अर्ज करता येईल.

Profile Status: (Please start from Upload Photo and Sign)

- | | |
|---|--|
| ✓ 1. Upload Photo and Sign (अपलोड फोटो आणि सही) | ✓ 2. Personal Details (वैयक्तिक माहिती) |
| ✓ 3. Address Details (पत्ता) | ✓ 4. Contact Details (संपर्काकरीता माहिती) |
| ✓ 5. Reservation Details (आरक्षणाबद्दल माहिती) | ✓ 6. Educational Details (शैक्षणिक माहिती) |



Please check your profile details once again by clicking on each section before you click on apply online button. You will not be able to modify any part of profile once you click on 'Apply Online' since your profile will be locked.

'अप्लाय ऑनलाईन' ला क्लिक करण्यापूर्वी तुमच्या प्रोफाइलमधील प्रत्येक विभागात जाऊन संपूर्ण माहिती परत एकदा तपासा.

'अप्लाय ऑनलाईन' ला क्लिक केल्यानंतर तुमची प्रोफाइल लॉक होईल व त्यामधील माहिती तुम्हाला बदलता येणार नाही.

Click Here

Confirm Profile Details

Confirmation of Profile

Profile Summary

Personal Information

Full Name: PATIL SAGAR PRAKASH
Name as on statement of marks of qualifying Exam: PATIL S P
Name in vernacular language: पाटील स पी
Father's Full Name: PATIL PRAKASH K
Mother's Full Name: PATIL SUNANDA PRAKASH
Date of Birth: 02 Mar 1986
Place of Birth: MUMBAI
Gender: Male
Nationality: India
Location category: Urban
Religion: Hindu

Blood Group: A +ve
Marital Status: Married

Passport and Visa Details:

Passport Details:
Passport Number: Not Available
Passport Validity: Not Available
Country of Passport: India
Date of Issue of Passport: Not Available
Police verification report attached: No
Sponsoring Agency: Not Available

Visa Details:
Type of Indian Visa: Not Available
Visa Validity: Not Available
Visa/Residential Permit Number: Not Available

Address Details:

Permanent Address:
VILE PARLE
City: MUMBAI
Tahsil: Mumbai
District: Mumbai City
State: Maharashtra
Pin: 400706

Correspondence Address:
VILE PARLE
City: MUMBAI
Tahsil: Mumbai
District: Mumbai City
State: Maharashtra
Pin: 400706

Confirmation of Profile

Contact Details:

Telephone #1: Not Available

Mobile #1: 9372708858

Email ID: dumumbai@mkcl.org

Mobile #2: Not Available

Email ID 2: Not Available

Parents/Guardian Details:

Annual Income of Parents/Guardian: 10000

Annual Income of Student: Not Available

Occupation of Parents/Guardian: Service

Occupation of Student: Not Available

I confirm that I have checked my Personal Details, and it is correctly filled by me.
मी अशी ग्वाही देतो कि माझ्या प्रोफाइल मधील वैयक्तिक माहिती मी तपासली आहे आणि ती बरोबर आहे.

Edit Profile

If Edit, Click
Here

and Proceed

Contact Details:

Telephone #1: Not Available

Mobile #1: 9372708858

Email ID: dumumbai@mkcl.org

Mobile #2: Not Available

Email ID 2: Not Available

Parents/Guardian Details:

Annual Income of Parents/Guardian: 10000

Annual Income of Student: Not Available

Occupation of Parents/Guardian: Service

Occupation of Student: Not Available

I confirm that I have checked my Personal Details, and it is correctly filled by me.
मी अशी ग्वाही देतो कि माझ्या प्रोफाइल मधील वैयक्तिक माहिती मी तपासली आहे आणि ती बरोबर आहे.

Click Here

Profile Confirmation and Proceed

Confirmation of Profile

Profile Summary

Reservation Details

State of Domicile: Maharashtra

Category: Open

Sports Person: No

Social Reservation: Not Available

Physically Challenged: Not Available

Artist: No

I confirm that I have checked my Reservation Details, and it is correctly filled by me.
मी अशी ग्वाही देतो कि माझ्या प्रोफाईल मधील आरक्षणाबद्दल माहिती मी तपासली आहे आणि ती बरोबर आहे.

Edit Profile

If Edit, Click
Here

and Proceed

Profile Summary

Reservation Details

State of Domicile: Maharashtra

Category: Open

Sports Person: No

Social Reservation: Not Available

Physically Challenged: Not Available

Artist: No

I confirm that I have checked my Reservation Details, and it is correctly filled by me.
मी अशी ग्वाही देतो कि माझ्या प्रोफाईल मधील आरक्षणाबद्दल माहिती मी तपासली आहे आणि ती बरोबर आहे.

Click Here

Profile Confirmation and Proceed

Confirmation of Profile

Profile Summary

Educational Details					
Qualification	School Name	Board/University	Marks	Out of	Passing Date
10th	IES SCHOOL	MAHARASHTRA STATE BOARD OF SECONDARY AND HIGHER SECONDARY EDUCATION	500	700	Feb 2011
12th	ICL COLLEGE	MAHARASHTRA STATE BOARD OF SECONDARY AND HIGHER SECONDARY EDUCATION	500	600	Jun 2014

I confirm that I have checked my Qualification Details, and it is correctly filled by me.
मी अशी ग्वाही देतो कि माझ्या प्रोफाइल मधील शैक्षणिक माहिती मी तपासली आहे आणि ती बरोबर आहे.

Profile Summary

Educational Details					
Qualification	School Name	Board/University	Marks	Out of	Passing Date
10th	IES SCHOOL	MAHARASHTRA STATE BOARD OF SECONDARY AND HIGHER SECONDARY EDUCATION	500	700	Feb 2011
12th	ICL COLLEGE	MAHARASHTRA STATE BOARD OF SECONDARY AND HIGHER SECONDARY EDUCATION	500	600	Jun 2014

I confirm that I have checked my Qualification Details, and it is correctly filled by me.
मी अशी ग्वाही देतो कि माझ्या प्रोफाइल मधील शैक्षणिक माहिती मी तपासली आहे आणि ती बरोबर आहे.

[Click Here](#)

Profile Confirmation and Apply Online

Course Selection Process

Apply Online

Name/नाव : PAWAR SARITA RAMESH



- Enter the course/specialization to search the available courses.
उपलब्ध असलेले अभ्यासक्रम/विशेष विषय शोधण्यासाठी येथे नाव लिहा.
- Move the mouse-pointer on the course name to view course details of the searched courses.
शोधलेल्या अभ्यासक्रमाचे तपशील बघण्यासाठी पॉइंटर अभ्यासक्रमाच्या नावावर न्या.
- Move the mouse-pointer on the view details to view schedule of the searched courses.
शोधलेल्या कोर्सचे वेळापत्रक बघण्यासाठी पॉइंटर 'व्यू डिटेल्स' वर न्या.
- Select the course from the searched courses to apply.
अर्ज करण्यासाठी शोधलेल्या अभ्यासक्रमापैकी एक निवडा.

Search Course From Below listed for Course :

(e.g. B.A, B.Com, Electronics, Statistics)

Sr.No.	Course Name	Course Part/Term	View Schedule Details	Apply
1	Bachelor of Arts	F.Y.B.A. No Branch	View Details	Apply Now
2	Bachelor of Commerce	F.Y.B.Com. No Branch	View Detail	Apply Now
3	Bachelor of Mass Media	F.Y.B.M.M. No Branch		Apply Now
4	Bachelor of Science	F.Y.B.Sc. No Branch		Apply Now
5	Bachelor of Science (Hospitality Studies)	F.Y.B.Sc. (Hospitality Studies) No Branch	View Details	Apply Now
6	Bachelor of Social Work	F.Y.B.S.W. No Branch	View Details	Apply Now
7	Bachelor of Social Work	BSW Part I No Branch	View Details	Apply Now
8	Master in Computer Application	F.Y.M.C.A. No Branch	View Details	Apply Now

Click Here

Course Selection Process

Sr.No.	Course Name	Course Part/Term	View Schedule Details	Apply
1	Bachelor of Arts	F.Y.B.A. No Branch	View Details	Apply Now
2	Bachelor of Arts in Film, Television & New Media Production	F.Y.B.A. in FT&NMP No Branch	View Details	Apply Now
3	Bachelor of Arts in French Studies	F.Y.B.A. No Branch	View Details	Apply Now
4	Bachelor of Arts in German Studies	F.Y.B.A. in German No Branch	View Details	Apply Now
5	Bachelor of Arts in Russian	F.Y.B.A. No Branch	View Details	Apply Now
6	Bachelor of Commerce	F.Y.B.Com. No Branch	View Details	Apply Now
7	Bachelor of Commerce (Accounting & Finance)	F.Y.B.Com. (A. & F.) No Branch	View Details	Apply Now
8	Bachelor of Commerce (Banking & Insurance)	F.Y.B.Com. (B. & I.) No Branch	View Details	Apply Now
9	Bachelor of Commerce (Financial Markets)	F.Y.B.Com. (F.M.) No Branch	View Details	Apply Now
10	Bachelor of Management Studies	F.Y.B.M.S. No Branch	View Details	Apply Now
11	Bachelor of Mass Media	F.Y.B.M.M. No Branch	View Details	Apply Now
12	Bachelor of Science	F.Y.B.Sc No Branch	View Details	Apply Now
13	Bachelor of Science (Aviation)	F.Y.B.Sc. (Aviation) No Branch	View Details	Apply Now
14	Bachelor of Science (Forensic Science)	F.Y.B.Sc. (Forensic Science) No Branch	View Details	Apply Now
15	Bachelor of Science (Home Science)	F.Y.B.Sc. (Home Science) No Branch	View Details	Apply Now
16	Bachelor of Science (Hospitality Studies)	F.Y.B.Sc. (Hospitality Studies) No Branch	View Details	Apply Now
17	Bachelor of Science (Information Technology)	F.Y.B.Sc. (I.T.) No Branch	View Details	Apply Now
18	Bachelor of Science (Maritime Hospitality Studies)	F.Y.B.Sc. (Maritime Hospitality Studies) No Branch	View Details	Apply Now

Select Last Qualifying Exam

Last Qualifying Exam

Name/नाव : PAWAR SARITA RAMESH

Course/कोर्स : B.Sc.(with Credits) - Regular - CGPA 2011F.Y.B.Sc. F.Y.B.Sc. Sem I

Select Last Qualifying Exam

	Qualification	Passing Date	Board	Marks	Out of
<input type="radio"/>	10th	Mar 2010	MAHARASHTRA STATE BOARD OF SECONDARY AND HIGHER SECONDARY EDUCATION	500	700
<input checked="" type="radio"/>	12th	May 2013	MAHARASHTRA STATE BOARD OF SECONDARY AND HIGHER SECONDARY EDUCATION	550	600

Note: * marked fields are mandatory

Proceed

Click Here

College Selection Process

Note:

- Select College in which you would like to apply for the selected course. You can apply to multiple colleges and generate separate application forms.

तुम्ही निवडलेल्या कोर्ससाठी ज्या महाविद्यालयासाठी अर्ज करावयाचा आहे ते निवडा. तुम्ही अनेक महाविद्यालयासाठी अर्ज करू शकता तसेच त्यांचे वेगवेगळे अर्ज तयार करू शकता.

- Below displayed colleges are shown from the city of your residence. If you want to apply to the colleges other than your residence city, then use the "Search College" link.

खाली दाखवलेली महाविद्यालये हि तुमच्या रहात असलेल्या शहरामधील आहेत. जर तुम्हाला तुम्ही रहात असलेल्या शहरापेक्षा इतर शहरामधील महाविद्यालयांना अर्ज करावयाचा असेल तर खाली दिलेल्या "Search College" या लिंक चा वापर करावा.

[Search College](#)

Search College from below list :

Sr.No.	District	Tehsil	City	Name of College	College Code	Select
1	Mumbai City		Mumbai	Cummoo Jaffer Suleman College of Arts and Commerce for Women	865	Select
2	Mumbai City	Mumbai	Mumbai	Hazarimal Somani College of Arts and Scince and Manubhai Maneklal Sheth Jr.College of Arts and Science and Jayaramdas Patel of Commerce and Management Studies		Select
3	Mumbai City	Mumbai	Mumbai	Maharashtra College of Arts, Science and Commerce	117	Select
4	Mumbai City	Mumbai	Mumbai	N. S. S. College of Commerce and Economics	140	Select
5	Mumbai City	Mumbai	Mumbai	S.I.E.S. College of Arts, Science and Commerce	183	Select
6	Mumbai City	Mumbai	Mumbai	Siddharth College of Arts, Science, Commerce	209	Select

Click Here

Search Appropriate College Selection Process

Note:

- Select College in which you would like to apply for the selected course. You can apply to multiple colleges and generate separate application forms.

तुम्ही निवडलेल्या कोर्ससाठी ज्या महाविद्यालयासाठी अर्ज करावयाचा आहे ते निवडा. तुम्ही अनेक महाविद्यालयासाठी अर्ज करू शकता तसेच त्यांचे वेगवेगळे अर्ज तयार करू शकता.

- Below displayed colleges are shown from the city of your residence. If you want to apply to the colleges other than your residence city, then use the "Search College" link.

खाली दाखवलेली महाविद्यालये हि तुमच्या रहात असलेल्या शहरामधील आहेत. जर तुम्हाला तुम्ही रहात असलेल्या शहरापेक्षा इतर शहरामधील महाविद्यालयांना अर्ज करावयाचा असेल तर खाली दिलेल्या "Search College" या लिंक चा वापर करावा.

[Search College](#)

Name of College :

State :

District :

Tehsil :

City :

College Code :

Enter College Name

Click Here

Click Here

Search College from below list :

List of colleges

Select College

Sr.No.	District	Tehsil	City	Name of College	College Code	Select
1	Mumbai City	Mumbai	Vile Parle (E)	Parle Tilak Vidyalaya Associations Sathaye College	155	Select


Paper Selection Process

Paper Selection

Name/नाव : PAWAR SARITA RAMESH

Course/कोर्स : B.Com.(with Credits) - Regular - CGPA 2011F.Y.B.Com. F.Y. B.Com. Sem. I

College/महाविद्यालय : Achra College of Management Studies

Select Medium of Instruction : * 

Minimum 7 Paper(s) & Maximum 7 Paper(s) should be Selected.

Compulsory Paper Group **Select Minimum:7 Maximum: 7**

- UBCOMFSI.1 - Accountancy and Financial Management - I
- UBCOMFSI.2 - Commerce - I (Business Development)
- UBCOMFSI.3 - Business Economics - I
- UBCOMFSI.4 - Business Communication - I
- UBCOMFSI.5 - Environmental Studies - I
- UBCOMFSI.6 - Mathematical and Statistical Techniques -I
- UBCOMFSI.7 - Social Awareness, Personality Development & Current Affairs - I (F.C.-I)

[Click Here](#)

Document Submitting Selection Process

Select Documents/Certificates Submitting with Application Form

अर्जाबरोबर सादर करावयाची कागदपत्रे / प्रमाणपत्र निवडा.

Name/नाव : PAWAR SARITA RAMESH

Course/कोर्स : B.Com.(with Credits) - Regular - CGPA 2011F.Y.B.Com. F.Y. B.Com. Sem. I

College/महाविद्यालय : Achra College of Management Studies

Required Documents

You will have to submit following documents / (तुम्हाला खालील कागदपत्रे सादर करावी लागतील.):

- Affidavit for changed name/ Marriage Certificate / Govt. Gazette.
- Certificate for Physically Challenged.
- Certificate of Caste with Category.
- Leaving Certificate.
- Passing Certificate of Std 10th.

Additional Documents / (अतिरिक्त कागदपत्रे)

Alongwith the above mentioned documents you can also select any/all of the following documents (as and when applicable) / (वर नमूद केलेल्या कागदपत्रां बरोबर तुम्हाला लागू असणारी खालील पैकी कागदपत्रे निवडा.):

- Affidavit for Changed Name/Marriage Certificate/Govt. Gazzette.
- Affidavit regarding Anti Ragging.
- Birth Certificate.
- Certificate for Physically Challenged.
- Certificate of Caste with Category.
- Death Certificate (If father/Mother is expired).
- District Change Certificate.
- Domicile Certificate.
- Eligibility Certificate.
- Original Attendance Certificate.
- Original Migration Certificate.

Generate & Print e-Suvidha Ticket in English or Marathi

Print Application Form

Name/नाव : PAWAR SARITA RAMESH

Course/कोर्स : B.Com.(with Credits) - Regular - CGPA 2011F.Y.B.Com. F.Y. B.Com. Sem. I

College/महाविद्यालय : Achra College of Management Studies

i

Your e-Suvidha Ticket will be printed only once during your first application only. Kindly preserve your e-Suvidha Ticket with you for future reference.
तुमचे ई-सुविधा तिकीट तुम्ही जेव्हा पहिल्यांदा अर्ज कराल फक्त तेव्हाच प्रिंट होईल. तुमचे ई-सुविधा तिकीट तुमचा भविष्यातील संदर्भाकरिता जपून ठेवा.

You will have to follow the following steps for successfully printing your application form.
तुमचा अर्ज यथास्वीरित्या प्रिंट करण्यासाठी खालील कृती अवलंबा,

Step-1: Select language to get your e-Suvidha Ticket in your preferred language.
तुमचे ई-सुविधा तिकीट तुम्हाला पाहिजे असलेल्या भाषेत प्रिंट करण्यासाठी भाषा निवडा.

Step-2: Print your e-Suvidha Ticket.
तुमचे ई-सुविधा तिकीट प्रिंट करा.

Step-3: Enter the code number printed on your e-Suvidha Ticket for one time verification.
तुमचा ई-सुविधा तिकीटवर प्रिंट केलेला कोड नंबर एक वेळच्या पडताळणी साठी द्या.

Step-4: Print your application form i.e. Student Copy and College Copy.
तुमचा अर्ज प्रिंट करा. उदा. विद्यार्थाची प्रत, महाविद्यालय प्रत.

[Click Here](#)

Please select the language for your e-Suvidha Ticket: English Marathi

[Print your e-Suvidha Ticket](#)

e-Suvidha Ticket in English

eSuvidha Ticket

Preserve your eSuvidha ticket carefully as it contains your confidential Password



University of Mumbai

M.G.Road, Fort, Mumbai-400032, Maharashtra (India)
<http://staging-camumbai.digitaluniversity.ac/>

Full Name: PAWAR SARITA RAMESH

Login ID: 16414100007

Password: 123456

Date: Saturday, May 30, 2015

Congratulations!

PAWAR SARITA RAMESH

You have successfully created
your eSuvidha account!

Now you can experience
the world class online services
through eSuvidha!

Personal Services in my eSuvidha Login

I can get the information about



- Universities
- Available courses, subject selection rules
- Affiliated colleges / Institutes
- Accreditation ratings of colleges/institutes



- Intake capacity
- Admission fees

I can download

*In EASY (Employment Assistance Services to Youth),
I can view*



- Career path
- Jobs for me
- Earn and learn schemes
- Government jobs & schemes
- Self-employment guidance
- Education and job fairs
- Educational loan competitive exam sites
- Scholarships & fellowships
(State, National and International)

e-Suvidha Ticket in Marathi

ई-सुविधा तिकिट

तुमच्या ई-सुविधा तिकिटात गोपनीय पासवर्ड असल्यामुळे ते जपून ठेवा.



University of Mumbai

M.G.Road, Fort, Mumbai-400032, Maharashtra(India)

<http://staging-oamumbai.digitaluniversity.ac/>

पूर्ण नाव: PAWAR SARITA RAMESH

लॉगिन आईडी: 16414100007

पासवर्ड: 123456

दिनांक: Saturday, May 30, 2015

अभिनंदन !

PAWAR SARITA RAMESH

तुम्ही तुमचे ई-सुविधा खाते
यशस्वीरित्या तयार केले आहे!

आता तुम्ही ई-सुविधाच्या मदतीने
जागतिक दर्जाच्या सेवांचा ऑनलाइन
अनुभव घेऊ शकता!

वैयक्तिक ई-सुविधा लॉगिनमधील सेवा- सुविधा

माहिती आपल्यासाठी खास



- विद्यापीठाची माहिती
- उपलब्ध अभ्यासक्रम, विषय निवडीचे नियम
- संलग्न महाविद्यालये/संस्था
- महाविद्यालये/संस्थांच्या पतमूल्यांकनाचा दर्जा (ॲक्रिडिटेशन रेटिंग्ज)
- प्रवेश क्षमता
- प्रवेश शुल्क



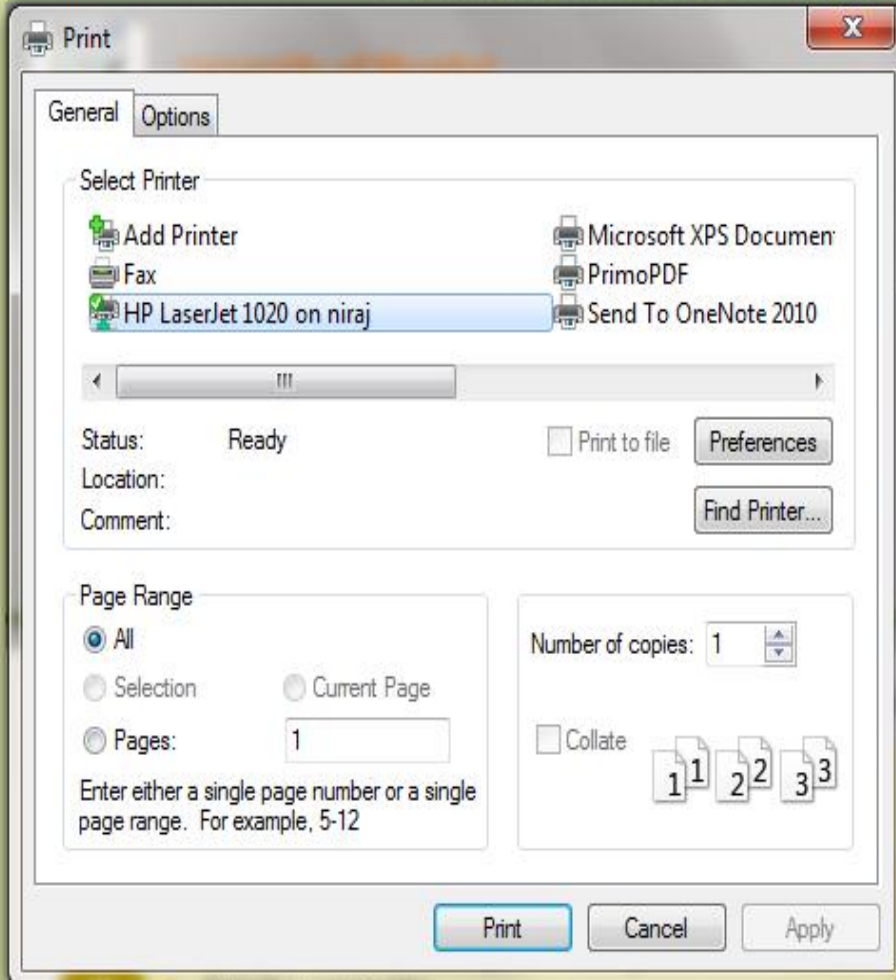
EASY इझी (एंप्लॉयमेंट असिस्टन्स सर्व्हिसेस टू युथ)

- करिअरचे पर्याय
- भारतातील अनेक वृत्तपत्रातील जॉब्स
- कमवा आणि शिका योजना
- सरकारी जॉब्स आणि योजना
- स्व-रोजगार मार्गदर्शन
- शिक्षण आणि रोजगार प्रदर्शन

Print e-Suvidha Ticket for Verification Code

eSuvidha Ticket

Preserve your eSuvidha ticket carefully as it contains your confidential Password



Congratulations!

PAWAR SARITA RAMESH

You have successfully created
your eSuvidha account!

Now you can experience
the world class online services
through eSuvidha!

es in my eSuvidha Login

*In EASY (Employment Assistance Services to Youth),
I can view*

- Career path
- Jobs for me
- Earn and learn schemes
- Government jobs & schemes
- Self-employment guidance
- Education and job fairs
- Educational loan competitive exam sites

After Print Verification Code Available on the e-Suvidha Ticket

ई-सुविधा तिकिट

तुमच्या ई-सुविधा तिकिटात गोपनीय पासवर्ड असल्यामुळे ते जपून ठेवा.



University of Mumbai

M.G.Road, Fort, Mumbai-400032, Maharashtra(India)

<http://staging-oamumbai.digitaluniversity.ac/>

पुर्ण नाव: **PAWAR SARITA RAMESH**

लॉगिन आईडी: 16414100007

पासवर्ड: 123456

दिनांक: Saturday, May 30, 2015

Verification Code:
4F99

अभिनंदन !

PAWAR SARITA RAMESH

तुम्ही तुमचे ई-सुविधा खाते
यशस्वीरित्या तयार केले आहे!

आता तुम्ही ई-सुविधाच्या मदतीने
जागतिक दर्जाच्या सेवांचा ऑनलाइन
अनुभव घेऊ शकता!

After Print Verification Code Available on the e-Suvidha Ticket

Print Application Form

Name/नाव : UTEKAR DIVYANG SACHIN

Course/कोर्स : B.Com.(with Credits) - Regular - C7525F.Y.B.Com. F.Y. B.Com. Sem. I

College/महाविद्यालय : Parle Tilak Vidyalyaya Associations Sathaye College



Your e-Suvidha Ticket will be printed only once during your first application only. Kindly preserve your e-Suvidha Ticket with you for future reference.

तुमचे ई-सुविधा तिकीट तुम्ही जेव्हा पहिल्यांदा अर्ज कराल फक्त तेव्हाच प्रिंट होईल. तुमचे ई-सुविधा तिकीट तुमचा भविष्यातील संदर्भाकरिता जपून ठेवा.

You will have to follow the following steps for successfully printing your application form.
तुमचा अर्ज यशस्वीरित्या प्रिंट करण्यासाठी खालील कृती अवलंबा.

Step-1: Select language to get your e-Suvidha Ticket in your preferred language.

तुमचे ई-सुविधा तिकीट तुम्हाला पाहिजे असलेल्या भाषेत प्रिंट करण्यासाठी भाषा निवडा.

Step-2: Print your e-Suvidha Ticket.

तुमचे ई-सुविधा तिकीट प्रिंट करा.

Step-3: Enter the code number printed on your e-Suvidha Ticket for one time verification.

तुमचा ई-सुविधा तिकीटवर प्रिंट केलेला कोड नंबर एक वेळच्या पडताळणी साठी द्या.

Step-4: Print your application form i.e. Student Copy and College Copy.

तुमचा अर्ज प्रिंट करा. उदा. विद्यार्थाची प्रत, महाविद्यालय प्रत.

Please select the language for your e-Suvidha Ticket: English Marathi

Print your e-Suvidha Ticket

After Enter the
Verification Code,
Click here

code printed on your e-Suvidha Ticket: 4F99

Verify & Print Application Form

Enter Here
Verification Code

Allow the Pop Up Blocker for Generate Application Form

Print Application Form

Name/नाव : UTEKAR DIVYANG SACHIN

Course/कोर्स : B.Com.(with Credits) - Regular - C7525F.Y.B.Com. F.Y. B.Com. Sem. I

College/महाविद्यालय : Parle Tilak Vidyalyaya Associations Sathaye College



Your e-Suvidha Ticket will be printed only once during your first application only. Kindly preserve your e-Suvidha Ticket with you for future reference.

तुमचे ई-सुविधा तिकीट तुम्ही जेव्हा पहिल्यांदा अर्ज कराल फक्त तेव्हाच प्रिंट होईल. तुमचे ई-सुविधा तिकीट तुमचा भविष्यातील संदर्भाकरिता जपून ठेवा.

You will have to follow the following steps for successfully printing your application form.
तुमचा अर्ज यथास्वीरित्या प्रिंट करण्यासाठी खालील कृती अवलंबा.

Step-1: Select language to get your e-Suvidha Ticket in your preferred language.

तुमचे ई-सुविधा तिकीट तुम्हाला पाहिजे असलेल्या भाषेत प्रिंट करण्यासाठी भाषा निवडा.

Step-2: Print your e-Suvidha Ticket.

तुमचे ई-सुविधा तिकीट प्रिंट करा.

Step-3: Enter the code number printed on your e-Suvidha Ticket for one time verification.

तुमचा ई-सुविधा तिकीटवर प्रिंट केलेला कोड नंबर एक वेळच्या पडताळणी साठी द्या.

Step-4: Print your application form i.e. Student Copy and College Copy.

तुमचा अर्ज प्रिंट करा. उदा. विद्यार्थाची प्रत, महाविद्यालय प्रत.

Please select the language for your e-Suvidha Ticket: English Marathi

Print your e-Suvidha Ticket

Code Verification

Please enter the code number printed on your e-Suvidha Ticket:

Code verified successfully.

Click here for
Generate & Print
Application Form

Generate & Print Application Form

Internet Explorer blocked a pop-up from mumadmission.digitaluniversity.ac.

Allow once

Options for this site



Print Application Form

[STUDENT COPY]

Application Form Number



Achra College of Management Studies
At post - Achara, Achara

University of Mumbai



Application Form 100004



Print

General Options

Select Printer

- Microsoft XPS Document Writer
- PrimoPDF**
- Send To OneNote 2010

Status: Ready Print to file **Preferences**

Location: **Find Printer...**

Comment:

Page Range

All Selection Current Page

Pages:

Enter either a single page number or a single page range. For example, 5-12

Number of copies:

Collate

1 1 2 2 3 3

Print **Cancel** **Apply**





Y.	Application Form 100004	
	Mother's First name:	RAMA
	Marital Status:	Married
	Numbers:	9372708858, 9769145580
	SECTOR-17,VASHI, City: NAVI MUMBAI, Taluka: Thane, District: ntry: India, Pin: 400705	
	Email-Id: saritarpawar@gmail.com	
	UBCOMFSI.2] Commerce - I (Business ment)	[UBCOMFSI.3] Business Economic
	UBCOMFSI.5] Environmental Studies -	[UBCOMFSI.6] Mathematical and Statistical Techniques -I

Name of ... Date of ... Grade/Total ... Qual

Application Form [Student Copy]

[STUDENT COPY]





Application Form Number : 100004

	Achra College of Management Studies At post - Achara, Achara University of Mumbai	 				
B.Com.(with Credits) - Regular - CGPA 2011F.Y.B.Com. F.Y. B.Com. Sem. I (Medium - English)		Application Form 100004 				
1. Personal Information						
Name of Applicant:	PAWAR SARITA RAMESH					
Father's/Husband's Name (Middle Name):	RAMESH	Mother's First name:	RAMA			
Date of Birth:	02 Mar 1986	Gender:	Female			
Place of Birth:	MUMBAI	Marital Status:	Married			
Address for Correspondence:	111, VARDHAMAN CHS., SECTOR-17,VASHI, City: NAVI MUMBAI, Taluka: Thane, District: Thane, State: Maharashtra, Country: India, Pin: 400705					
Contact Number:	022 -27658535	Email-Id:	saritarpawar@gmail.com			
Social Reservation Information of Applicant:						
2.Papers Selected for : F.Y.B.Com.						
[UBCOMFSI.1] Accountancy and Financial Management - I	[UBCOMFSI.2] Commerce - I (Business Development)	[UBCOMFSI.3] Business Economics - I				
[UBCOMFSI.4] Business Communication - I	[UBCOMFSI.5] Environmental Studies - I	[UBCOMFSI.6] Mathematical and Statistical Techniques -I				
[UBCOMFSI.7] Social Awareness, Personality Development & Current Affairs - I (F.C.-I)						
3. Educational Details Section						
Name of Examination	Name of Board/University	School Name	Date of Passing	Grade/Total Marks Obtained	Seat Number	Qualifying Exam
10th	MAHARASHTRA STATE BOARD OF SECONDARY AND HIGHER SECONDARY EDUCATION	IES SCHOOL	Mar 2010	500/700	E123456	✘
12th	MAHARASHTRA STATE BOARD OF SECONDARY AND HIGHER SECONDARY EDUCATION	ICL COLLEGE	May 2013	550/600	79845	✔

Application Form [Submission Copy]

[SUBMISSION COPY]

Application Form Number : 100004

	Achra College of Management Studies At post - Achara, Achara University of Mumbai	 				
B.Com.(with Credits) - Regular - CGPA 2011F.Y.B.Com. F.Y. B.Com. Sem. I (Medium - English)		Application Form 100004 				
1. Personal Information						
Name of Applicant:	PAWAR SARITA RAMESH					
Father's/Husband's Name (Middle Name):	RAMESH	Mother's First name: RAMA				
Date of Birth:	02 Mar 1986	Gender: Female Marital Status: Married				
Place of Birth:	MUMBAI	Mobile Numbers: 9372708858, 9769145580				
Address for Correspondence:	111, VARDHAMAN CHS., SECTOR-17,VASHI, City: NAVI MUMBAI, Taluka: Thane, District: Thane, State: Maharashtra, Country: India, Pin: 400705					
Contact Number:	022 -27658535	Email-Id: saritarpawar@gmail.com				
Social Reservation Information of Applicant:						
2.Papers Selected for : F.Y.B.Com.						
[UBCOMFSI.1] Accountancy and Financial Management - I	[UBCOMFSI.2] Commerce - I (Business Development)	[UBCOMFSI.3] Business Economics - I				
[UBCOMFSI.4] Business Communication - I	[UBCOMFSI.5] Environmental Studies - I	[UBCOMFSI.6] Mathematical and Statistical Techniques -I				
[UBCOMFSI.7] Social Awareness, Personality Development & Current Affairs - I (F.C.-I)						
3. Educational Details Section						
Name of Examination	Name of Board/University	School Name	Date of Passing	Grade/Total Marks Obtained	Seat Number	Qualifying Exam
10th	MAHARASHTRA STATE BOARD OF SECONDARY AND HIGHER SECONDARY EDUCATION	IES SCHOOL	Mar 2010	500/700	E123456	✘
12th	MAHARASHTRA STATE BOARD OF SECONDARY AND HIGHER SECONDARY EDUCATION	ICL COLLEGE	May 2013	550/600	79845	✔

Application Status



- You can Cancel only those Applications whose status is 'Applied' or 'Applying'.
ज्या अर्जाची सदयस्थिती 'अप्लाइड' अशी आहे तेवढेच अर्ज तुम्ही रद्द करू शकता.
- Print your application form and attach required documents.
तुमचा अर्ज प्रिंट करा आणि त्याला आवश्यक असलेली कागदपत्रे जोडा.
- Submit your completed application form in colleges selected by you.
तुम्ही निवडलेल्या महाविद्यालयामध्ये तुमच्या अर्जाची प्रिंट सादर करा.
- If Print Option is disabled then please cancel the application and re-apply for the desired College/Course.
जर आपले प्रिंट बटण डिसेबल दिसत असेल तर कृपया तुमचा फॉर्म रद्द करून तुम्हाला हव्या असलेल्या महाविद्यालय किंवा कोर्स ला परत अर्ज करा.

List of Application(s)

Mode of Learning	Application Form No.	College	Course	Application Date	Status	Print	Cancel
Regular	146574	Parle Tilak Vidyalaya Associations Sathaye College [155]	B.Com.(with Credits) - Regular - C7525F.Y.B.Com. F.Y. B.Com. Sem. I (Medium - English)	30 May 2015	Applied	Print	Cancel

[Click here to Apply for additional Courses/Colleges](#)

Online Application Process Completed